


PALAU

materials


FSC TEAK



FSC® LOGS CUT AND DRIED




TEAK COMPONENTS ARE SANDED, CUT AND FINISHED




FURNITURE IS ASSEMBLED AND PACKED

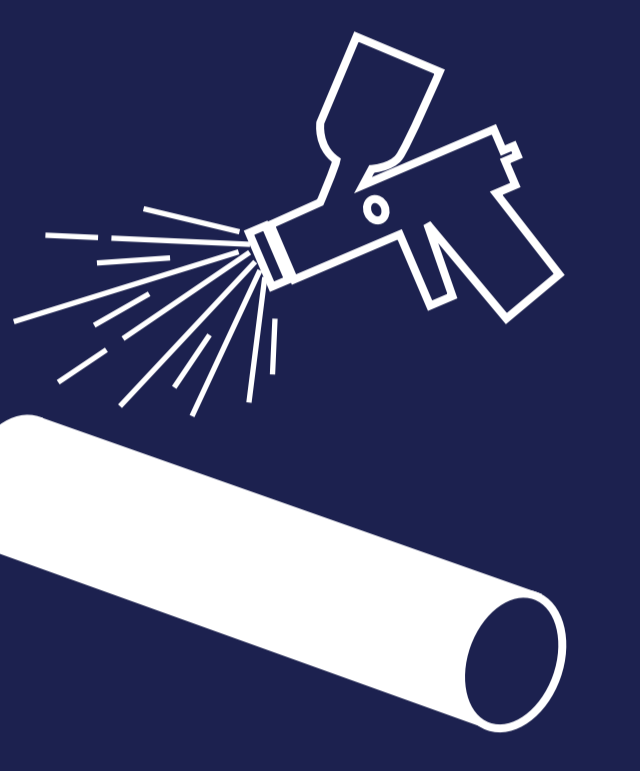
ALUMINIUM



FABRICATION OF METAL FRAME



FRAME IS CLEANED, DRIED & PREPARED FOR COATING



FULLY CURED MULTI LAYER POWDER COATING

PREMIUM OLEFIN



SUPREME DURABILITY

Excellent weather-resistant properties for extreme durability in all climates

QUICK DRYING

Due to its fibres containing less moisture

RESISTANT

To abrasions, stains, sunlight, fire and chemicals

