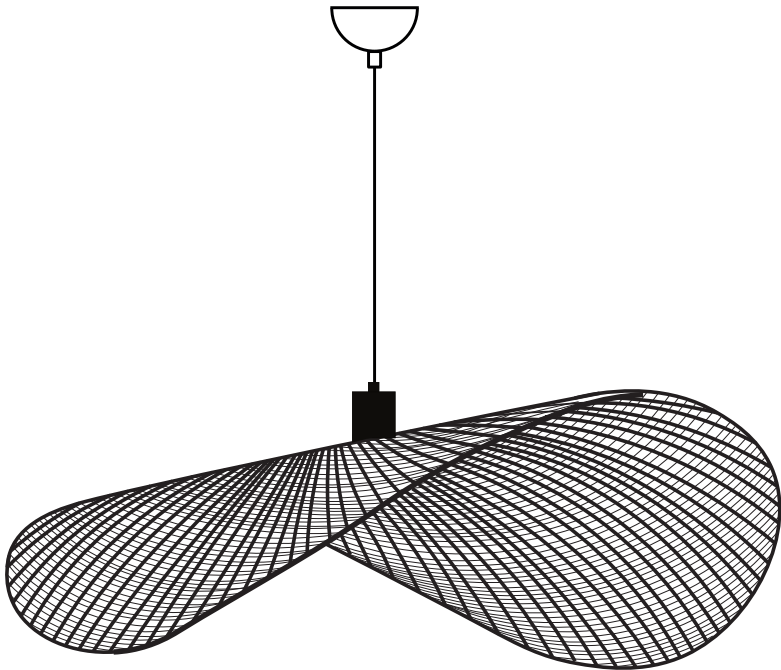


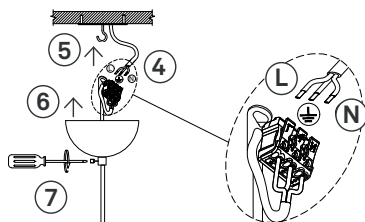


Instructions

Rayo

Pendant





Step 1

Place the lampshade on the cordset

Step 2

Attach the socket ring and screw it on using a clockwise motion.

Step 3

Make sure you have the correct bulb (E27, max 60W, not included)
Gently screw the bulb into the socket using a clockwise motion.

Step 4

Connect the wires

Step 5


Hang it on the ceiling hook

Step 6

Pull up the ceiling cup

Step 7

Fasten the screws when you have adjusted the cable to desired length.



Instructions

Cleaning instructions

Product may be cleaned only after it has been switched off and cooled down.

Prevent moisture from getting to the lamp connections or power supplying elements.

Wipe the surface with a soft, damp sponge or cloth and wipe immediately with a dry cloth. We do not recommend cleaning agents as they can cause staining.

Do not wash glass shade in dishwasher.

After cleaning, the lamp should be left off until it dries completely.



If you have any questions or comments, please reach out to us by e-mail:
info@markslojd.com

