



VANJA 16912

NO: Skal installeres av auktorisert elektriker.

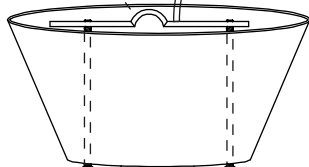
SE: Installationen ska utföras av person med god elkunskap.

FI: Asennus on kiinteä ja sen tulee suorittaa henkilö jolla on riittävä pätevyys ja tuntemus vallitsevista ääryksistä.

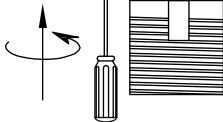
EN: Installation should be performed by a qualified electrician.



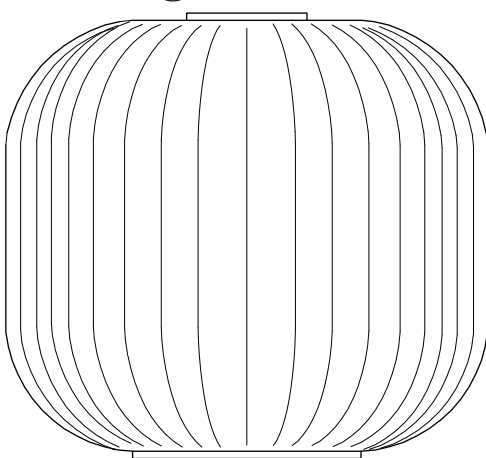
2



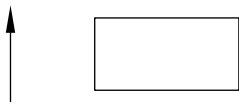
3



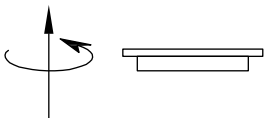
4



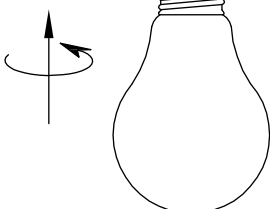
5



6

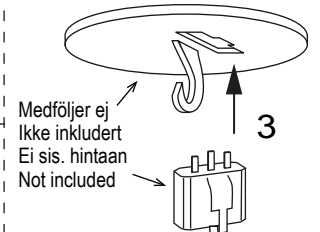
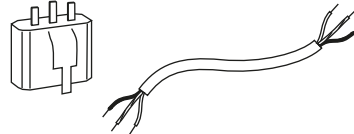


7



1 alt. A


DCL lamppropp (medföljer ej)
DCL lampestøpsel (ikke inkludert)
DCL pistotulppa (ei sisälly hintaan)
DCL lamp plug (not included)



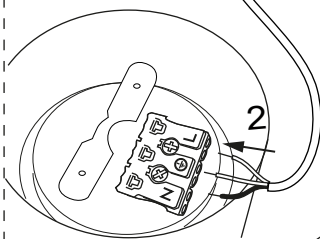
Medföljer ej
Ikke inkludert
Ei sis. hintaan
Not included

3

1



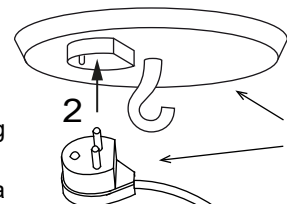
Följ instruktionen till
DCL lampproppen
Følg instruksjonen for
DCL lampestøpselen
Noudata DCL valaisin-
pistotulpan ohjeita
Follow the instruction
for the DCL lamp plug



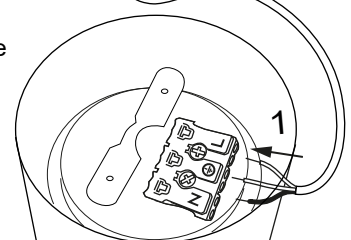
2

1 alt. B

Lamppropp med kabel
(medföljer ej)
Lampestøpsel med ledning
(ikke inkludert)
Valaisinpistotulppa johdolla
(ei sis.)
Lamp plug with cable
(not included)



Medföljer ej
Ikke inkludert
Ei sis. hintaan
Not included



1 alt. C

Inkoppling direkt till
vströmkablar
Installasjon direkt till
strømledning
Kytetään suoraan
Installation directly to
supply cable

