

Date rev. Description

P Max 250kg/m<sup>2</sup>

House P5460-44 Hannele-Marie

Sheet 1

Drawing 3D

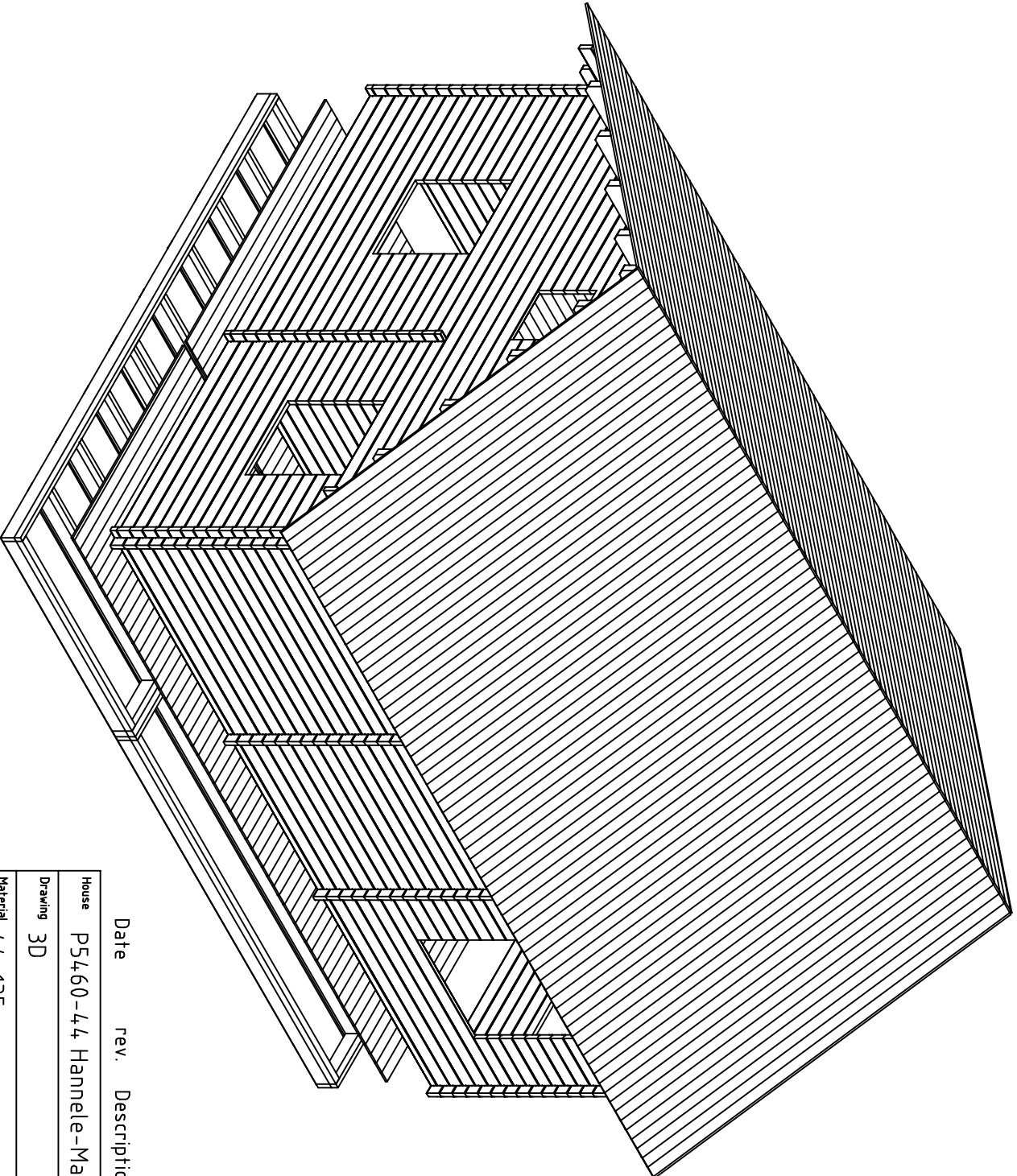
Scale

Material 4,4x135

Date 17.06.2014

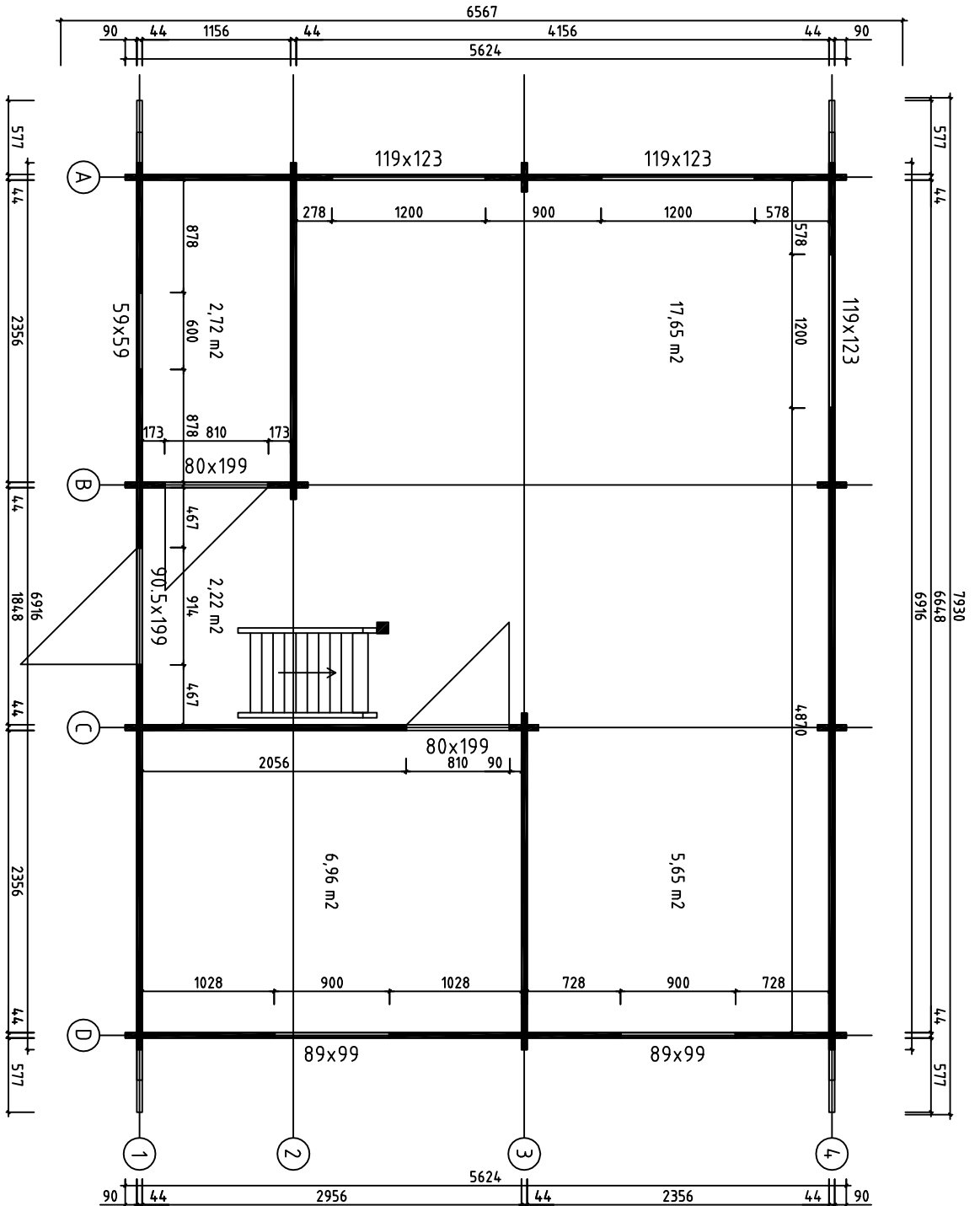
Drawer RP

File P5460-44, Hannele-Marie 3D.dwg



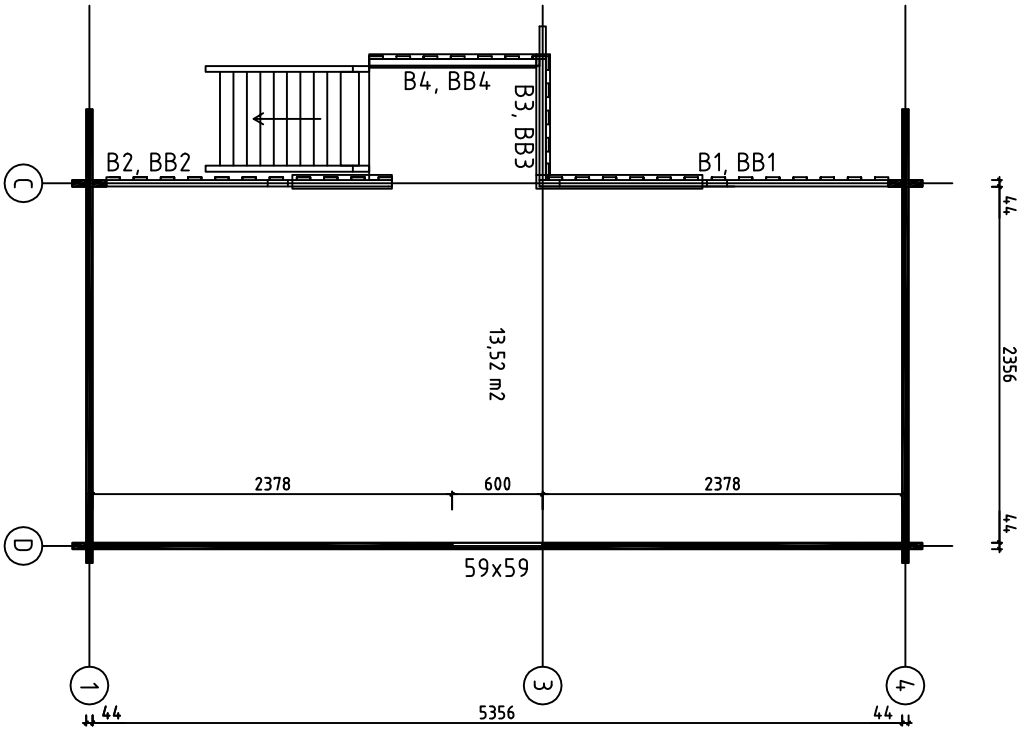
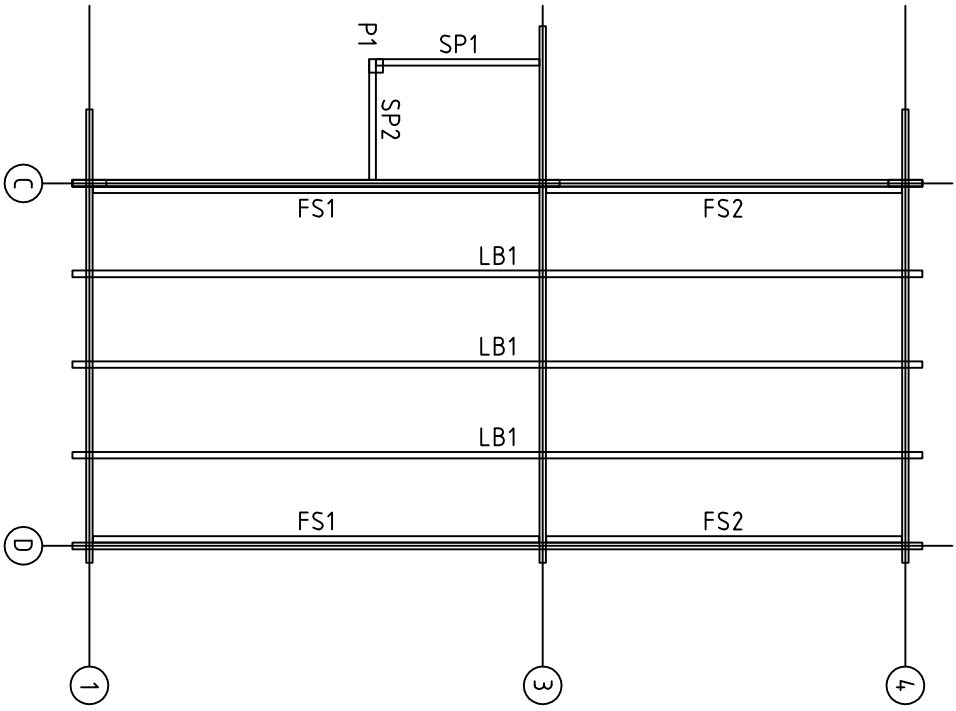
Date rev. Description

House	P5460-44 Hannele-Marie	Sheet	2
Drawing	3D	Scale	
Material	44x135	Date	17.06.2014
Drawer	RP	File	P5460-44, Hannele-Marie 3D.dwg



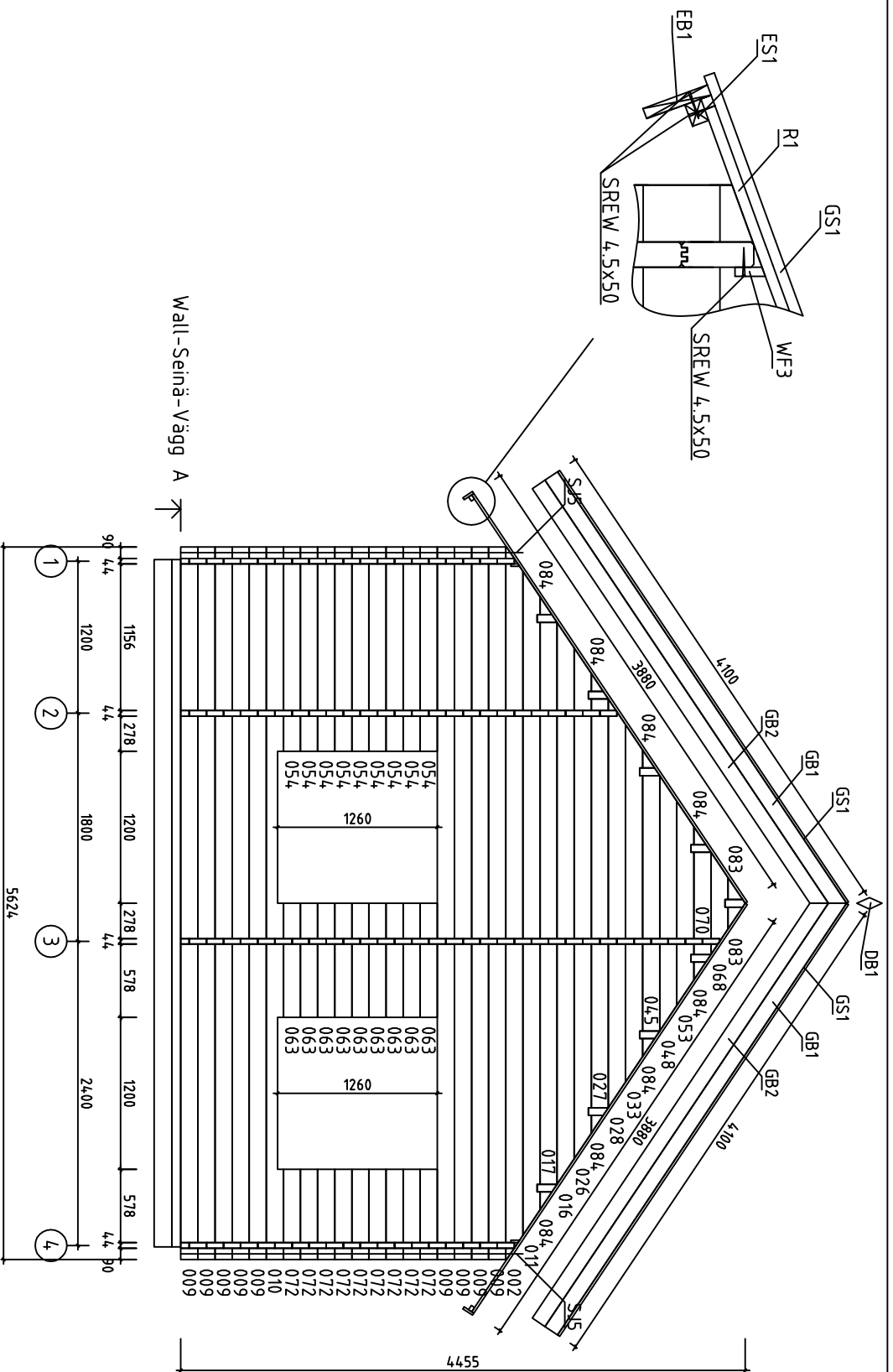
House	P5460-44 Hannele-Marie	Sheet	3
Drawing	PLAN-SUUNNITELMA-PLANEN	Scale	1:50
Material	4,4x135	Date	17.06.2014
Drawer	RP	File	P5460-44 Hannele-Marie.dwg

LOFT FLOOR BEAMS - PARVIA LATTIAPALKIT - LOFT GOLVBJÄLKAR



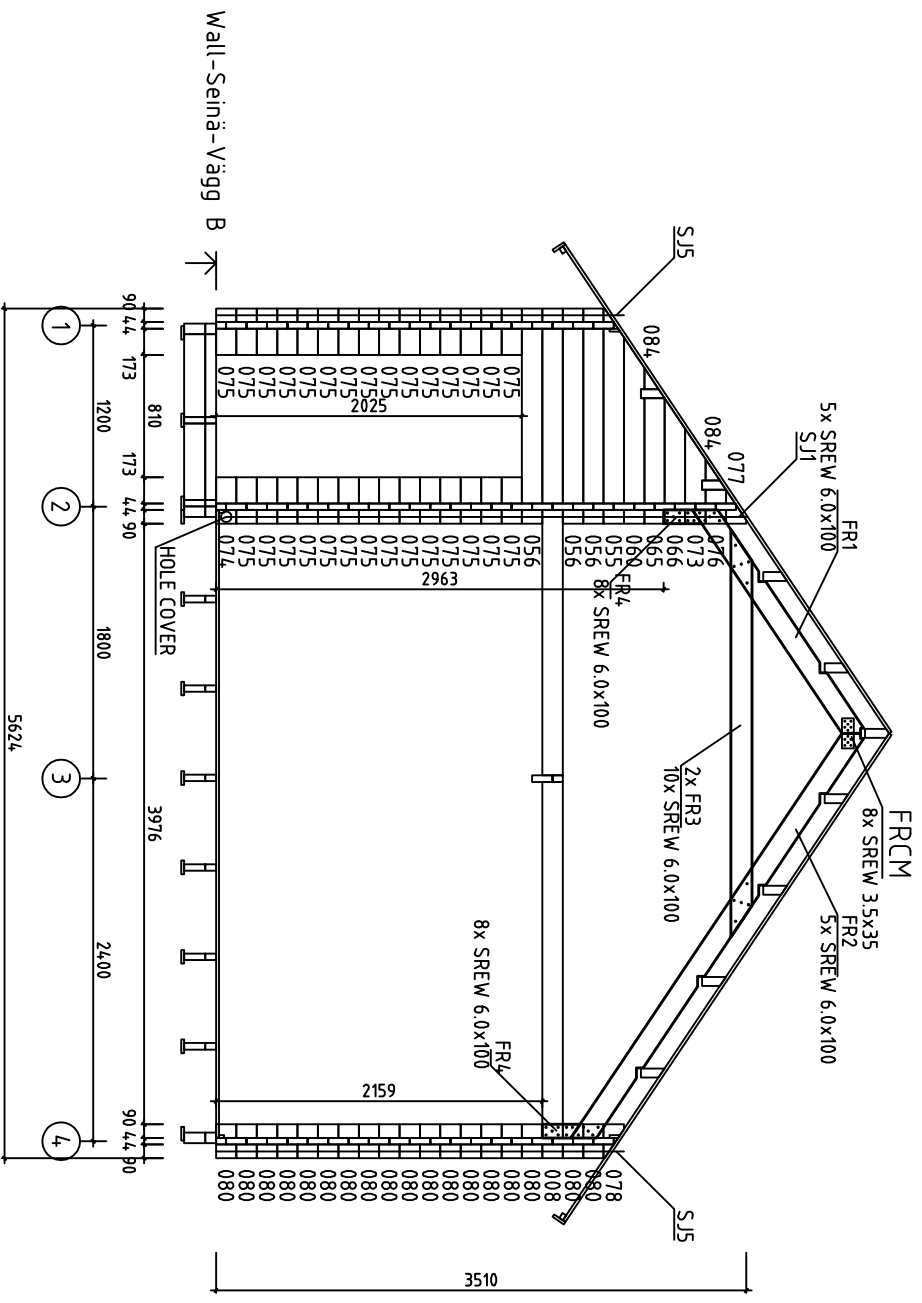
House	P5460-44 Hannele-Marie	Sheet	4
Drawing	LOFT FLOOR-PARVI LATTIA-LOFT GOLV	Scale	1:50
Material	44x135	Date	17.06.2014
Drawer	RP	File	P5460-44 Hannele-Marie.dwg





Wall-Seinä-Vägg A

House	P5460-44 Hannele-Marie	Sheet	6
Drawing	WALL-SEINÄ-VÄGG A	Scale	1:50
Material	4,4x135	Date	17.06.2014
Drawer	RP	File	P5460-44, Hannele-Marie.dwg



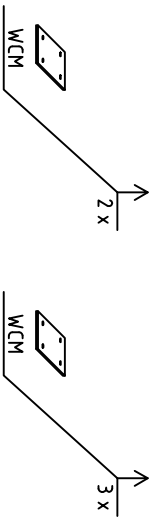
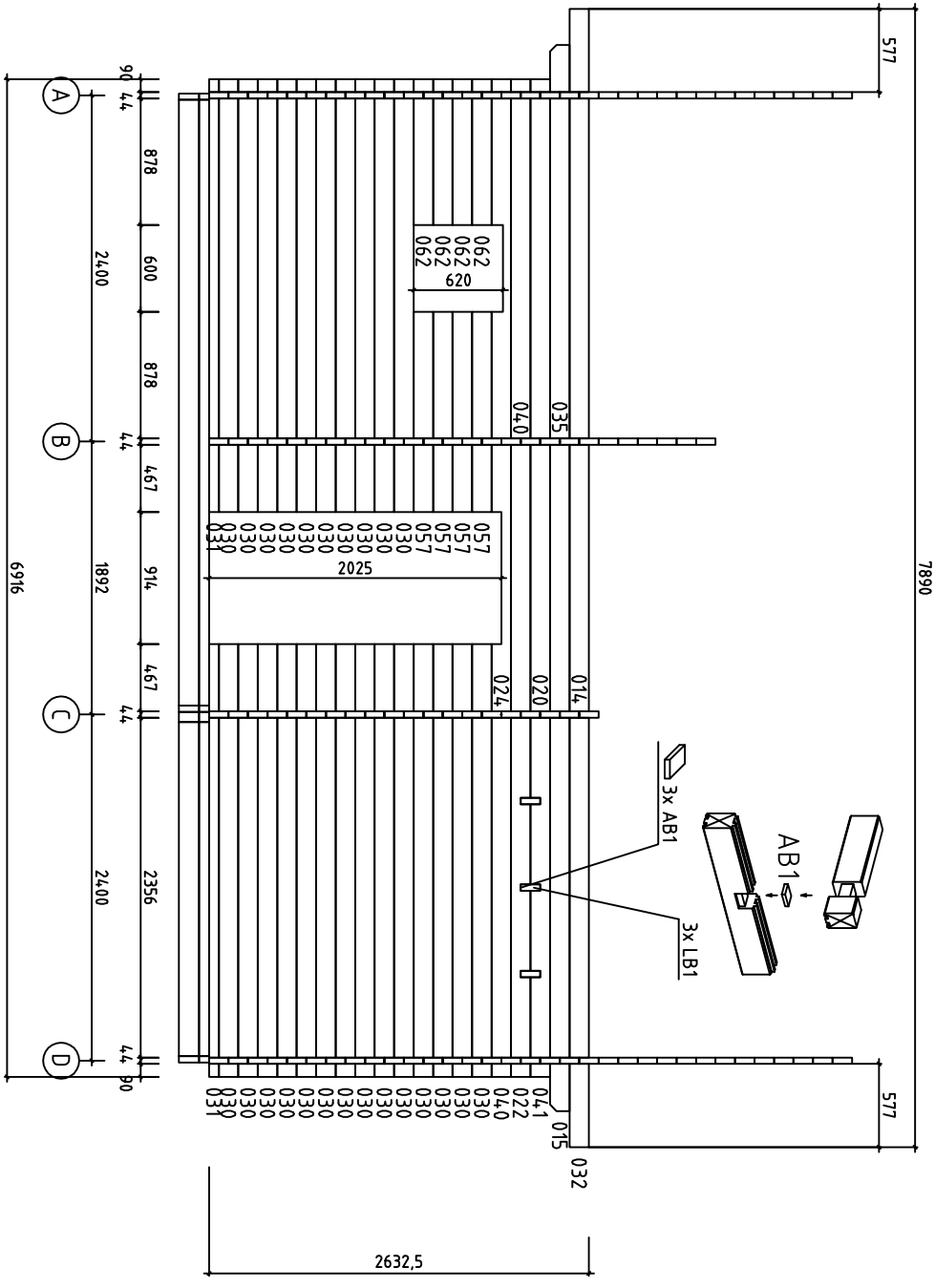
House	P5460-44 Hannele-Marie	Sheet	7
Drawing	WALL-SEINÄ-VÄGG B	Scale	1:50
Material	4,4x135	Date	17.06.2014
Drawer	RP	File	P5460-44 Hannele-Marie.dwg



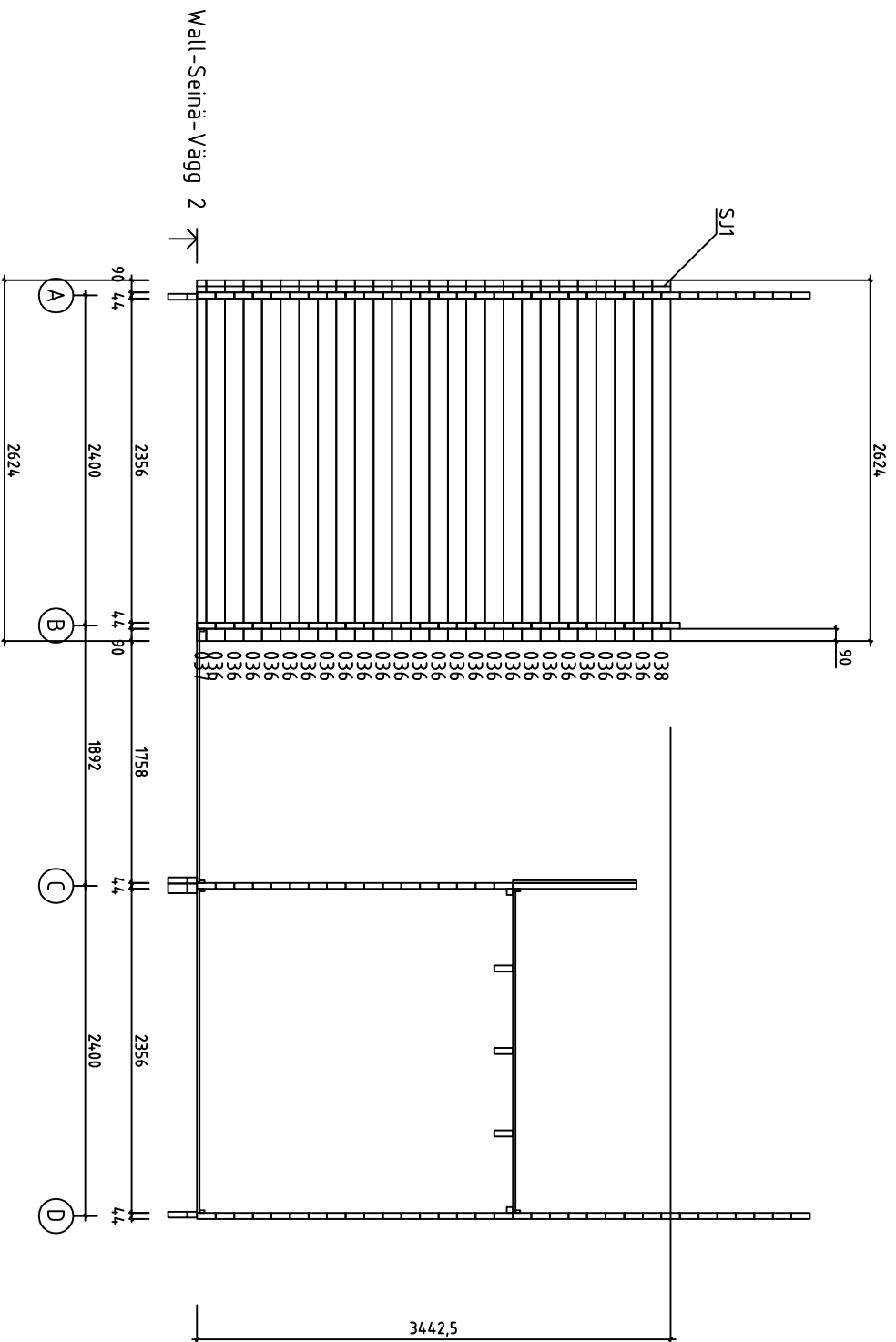




Wall-Seinä-Vägg 1



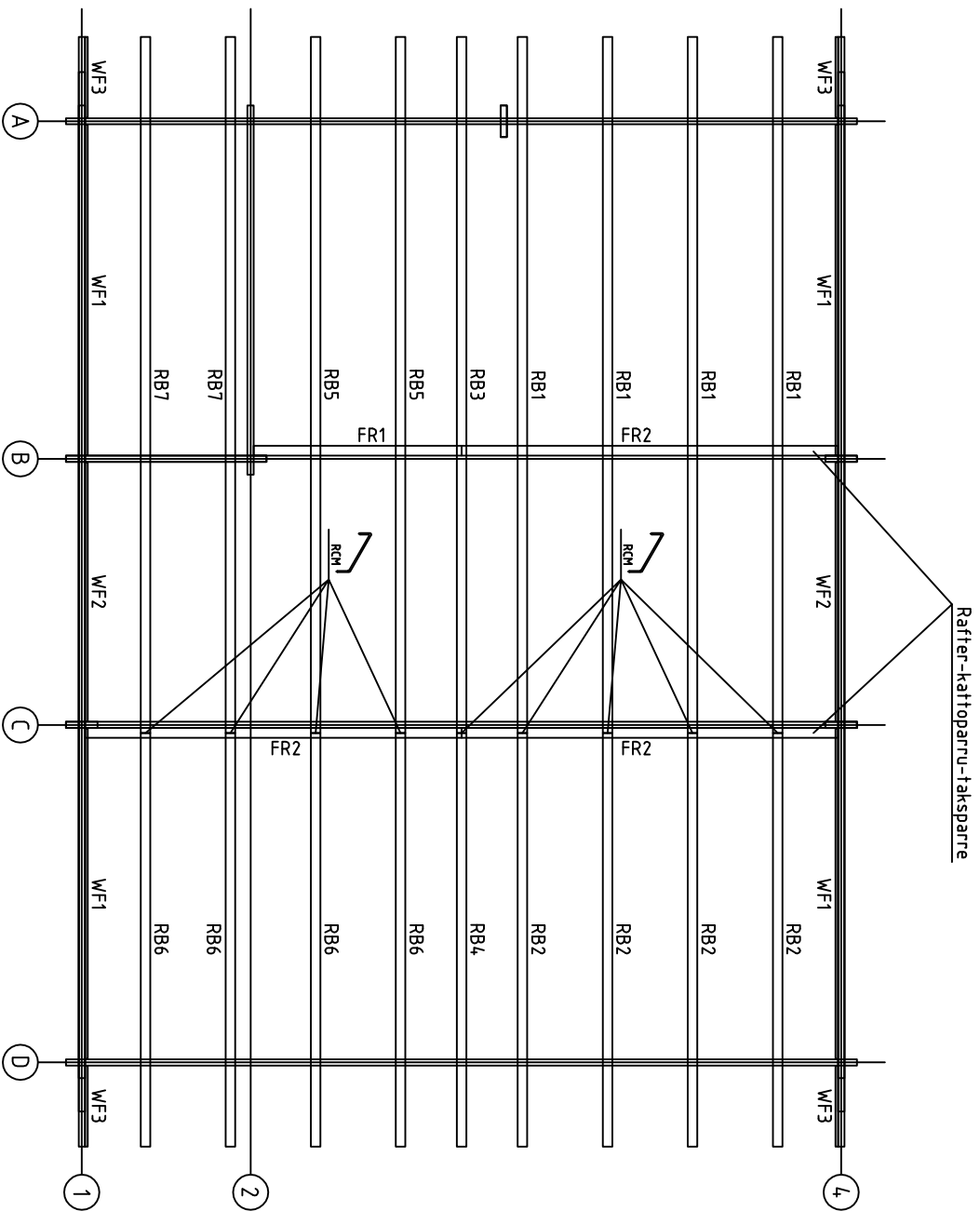
House	P5460-44 Hannele-Marie	Sheet	10
Drawing	WALL-SEINÄ-VÄGG 1	Scale	1:50
Material	4,4x135	Date	17.06.2014
Drawer	RP	File	P5460-44 Hannele-Marie.dwg



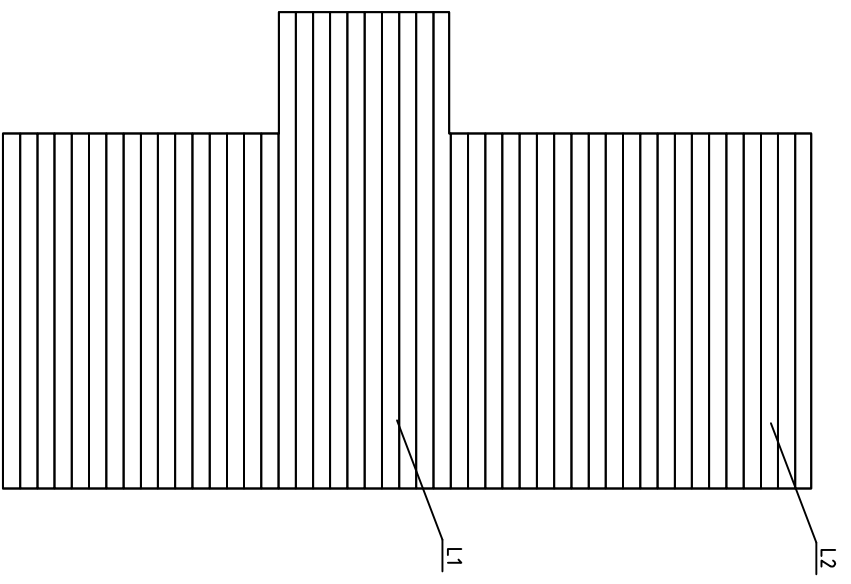
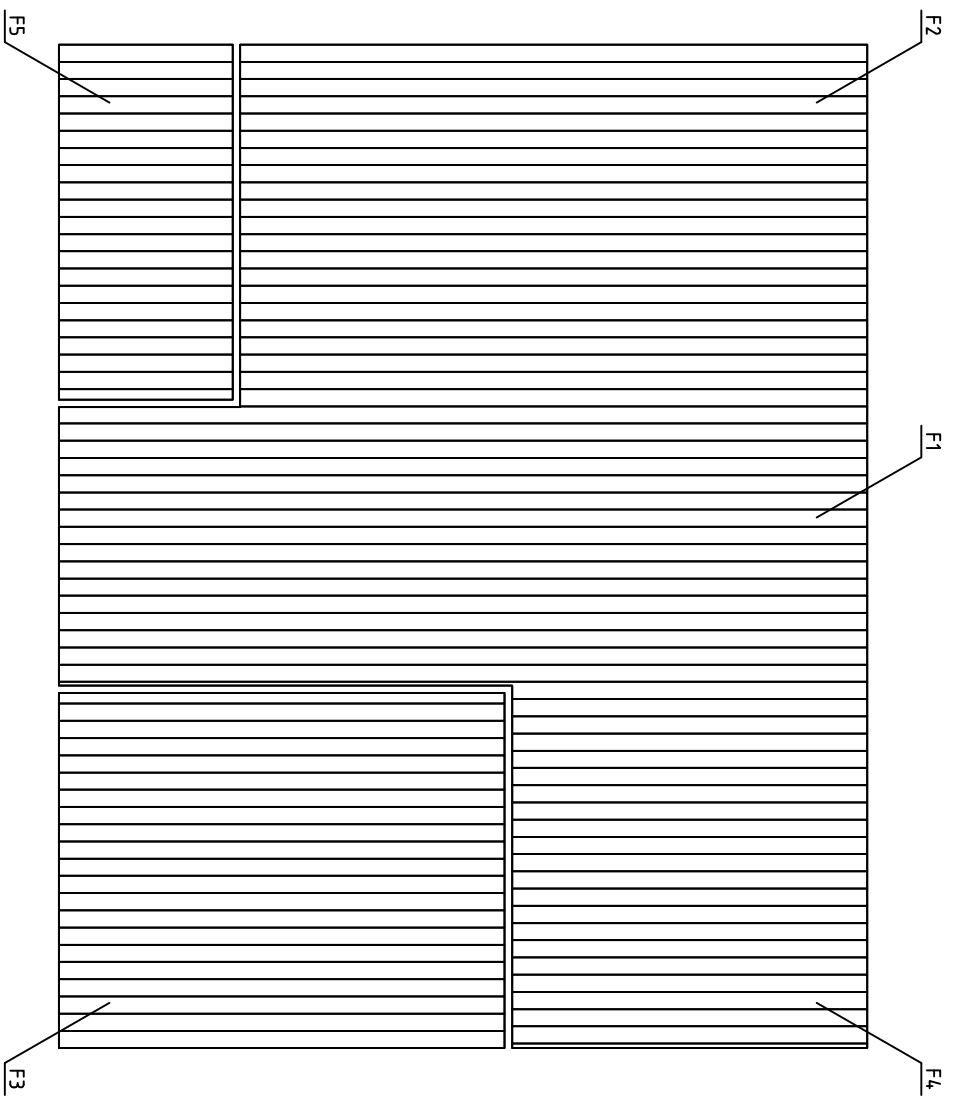
House	P5460-44 Hannele-Marie	Sheet	11
Drawing	WALL-SEINÄ-VÄGG 2	Scale	1:50
Material	4,4x135	Date	17.06.2014
Drawer	RP	File	P5460-44 Hannele-Marie.dwg





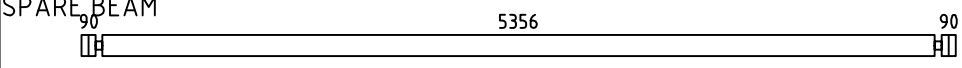




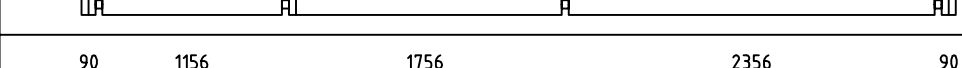

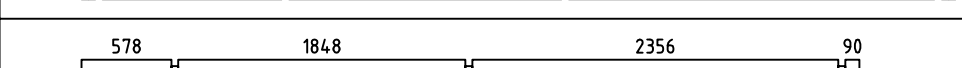


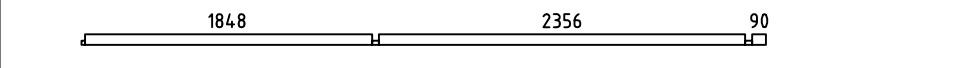
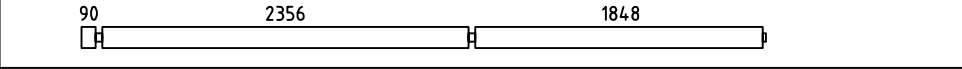
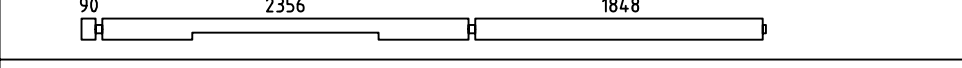
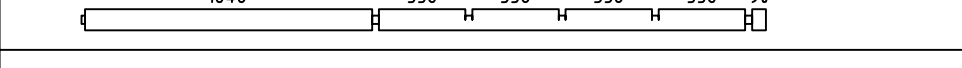
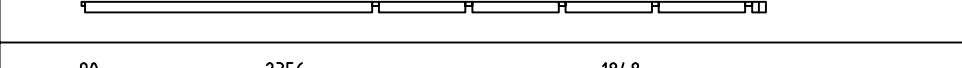
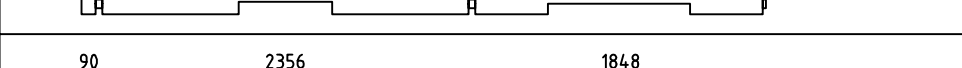


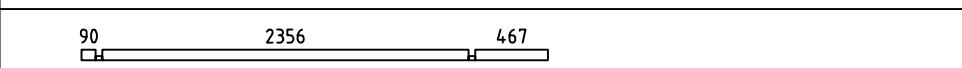
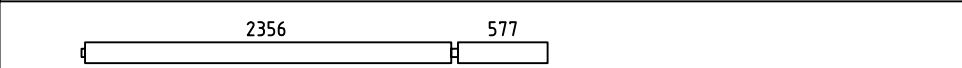
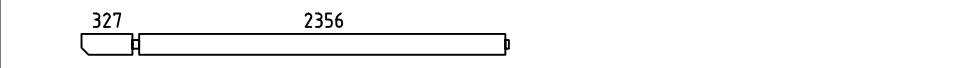
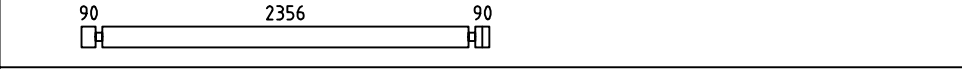
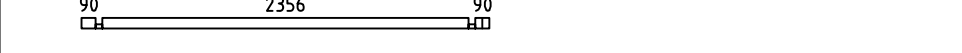




House	P5460-44 Hannele-Marie	Sheet	14
Drawing	PURLINS-KAITTO-ORRET-TAKÅSAR	Scale	1:50
Material	68X190, 70X140, 19X70	Date	17.06.2014
Drawer	RP	File	P5460-44 Hannele-Marie.dwg

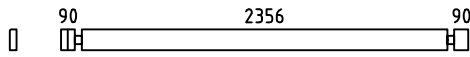
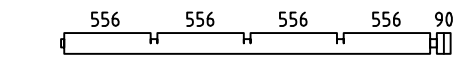
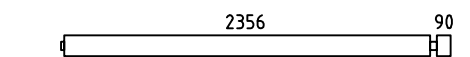
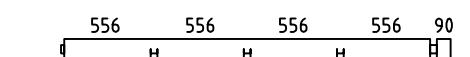


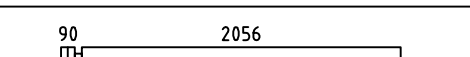



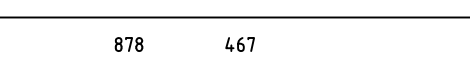


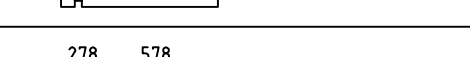













LOFT FLOORBOARD - PARVIA LATTIALATTIA - LOFT GOLVBRÅDE



















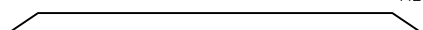






House	P5460-44 Hannele-Marie	Sheet	15
Drawing	FLOORBOARD-LATTIALAUTA-GOLVBRÅDE	Scale	1:50
Material	114,X19	Date	17.06.2014
Drawer	RP	File	P5460-44, Hannele-Marie.dwg

Pos	P5460-44 Hannele-Marie	Pcs. St.	Profil(e) (mm)	L (mm)
003	SPARE BEAM 	1	44x135	5624
004		2	44x135	5624
005		9	44x135	5624
006		1	44x135	5624
007		1	44x135	5624
008		1	44x135	5624
009		9	44x135	5624
010		1	44x135	5624
013		9	44x135	5004
014		2	44x135	4891
015		2	44x135	4641
019		1	44x68	4404
020		7	44x135	4404
021		1	44x135	4404
022		2	44x135	4404
023		1	44x68	4404
024		1	44x135	4404
025		1	44x135	4404
029		1	44x135	3224
030		24	44x135	3001
031		2	44x68	3001
032		2	44x135	2999
035		2	44x135	2749
036		39	44x135	2624
037		2	44x68	2624

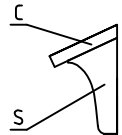



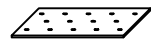


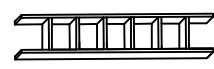

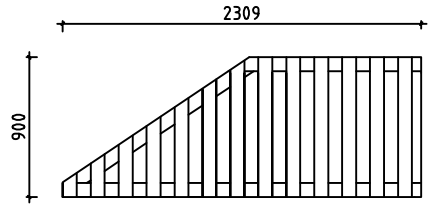
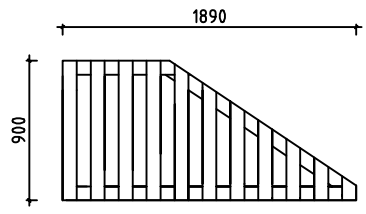
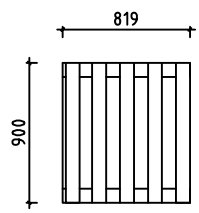


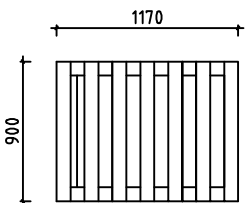


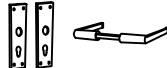




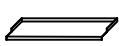












Pos	P5460-44 Hannele-Marie	Pcs. St.	Profil(e) (mm)	L (mm)
038		1	44x135	2624
039		1	44x135	2512
040		9	44x135	2512
041		2	44x135	2512
042		1	44x68	2512
043		1	44x68	2288
044		15	44x135	2190
050		7	44x135	1800
054		9	44x135	1612
056		3	44x135	1424
057		4	44x135	1389
061		7	44x135	1162
062		4	44x135	1012
063		9	44x135	900
064		7	44x135	862
071		9	44x135	712
072		9	44x135	712
074		1	44x135	307
075		29	44x135	307
078		3	44x135	224
079		1	44x135	224
080		81	44x135	224
081		1	44x68	224
082		1	44x135	224
HB	HIT BLOCK-ASENNUSPALKI-MONTERINGSBJÄLKAR 	3	44x135	300

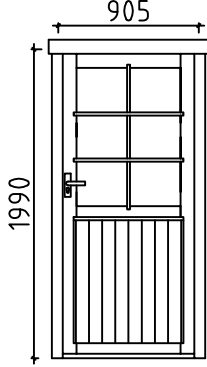

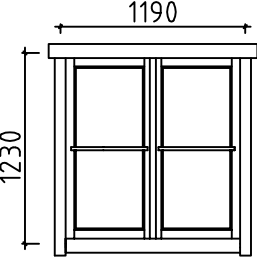
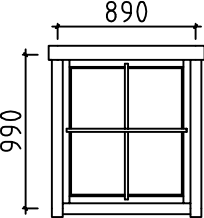
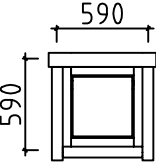
Pos	P5460-44 Hannele-Marie	Pcs. St.	Profil(e) (mm)	L (mm)		
WA-1		1	44x1870	5624		
WB-1		1	44x945	1424		
WD-1		1	44x1870	5624		
LB1		3	44x135	5624		
SP1	BALCONY PLATFORM SUPPORTING BEAMS-PARVEKETASON TUKIPALKIT- STÖDBALKAR FÖR BALKONGAVSATS	1	43x90	1083		
SP2	BALCONY PLATFORM SUPPORTING BEAMS-PARVEKETASON TUKIPALKIT- STÖDBALKAR FÖR BALKONGAVSATS	1	43x90	800		
FB7	FLOORBEAMS - LATTIAPALKIT - GOLVBJÄLKAR	1	70x140	5424		
FB9	FLOORBEAMS - LATTIAPALKIT - GOLVBJÄLKAR	2	70x140	4200		
FB17	FLOORBEAMS - LATTIAPALKIT - GOLVBJÄLKAR	1	70x140	2500		
FB11	FLOORBEAMS - LATTIAPALKIT - GOLVBJÄLKAR	3	70x140	2317		
FB8	FLOORBEAMS - LATTIAPALKIT - GOLVBJÄLKAR	1	70x70	5424		
FB10	FLOORBEAMS - LATTIAPALKIT - GOLVBJÄLKAR	2	70x70	4200		
FB18	FLOORBEAMS - LATTIAPALKIT - GOLVBJÄLKAR	1	70x70	2500		
FB12	FLOORBEAMS - LATTIAPALKIT - GOLVBJÄLKAR	3	70x70	2317		
FB1	FLOORBEAMS - LATTIAPALKIT - GOLVBJÄLKAR	3	43x140	5424		
FB13	FLOORBEAMS - LATTIAPALKIT - GOLVBJÄLKAR	8	43x140	4200		
FB15	FLOORBEAMS - LATTIAPALKIT - GOLVBJÄLKAR	8	43x140	2317		
House	P5460-44 Hannele-Marie	Material	File	P5460-44 Hannele-Marie.dwg	Sheet	18

Pos	P5460-44 Hannele-Marie		Pcs. St.	Profil(e) (mm)	L (mm)		
FB3		FLOORBEAMS - LATTIAPALKIT - GOLVBJÄLKAR	1	43x140	549		
FB5		FLOORBEAMS - LATTIAPALKIT - GOLVBJÄLKAR	1	43x140	505		
FB2		FLOORBEAMS - LATTIAPALKIT - GOLVBJÄLKAR	3	43x70	5424		
FB14		FLOORBEAMS - LATTIAPALKIT - GOLVBJÄLKAR	8	43x70	4200		
FB16		FLOORBEAMS - LATTIAPALKIT - GOLVBJÄLKAR	8	43x70	2317		
FB4		FLOORBEAMS - LATTIAPALKIT - GOLVBJÄLKAR	1	43x70	549		
FB6		FLOORBEAMS - LATTIAPALKIT - GOLVBJÄLKAR	1	43x70	505		
CHB1		COUNTERFLOOR HOLDING BOARDS-ROSSIPOHJAA KANNATTELEVAT LAUDAT-BRÄDER SOM HALLER TROSSBOTTEN 	10	90x19	4290		
CHB3		COUNTERFLOOR HOLDING BOARDS-ROSSIPOHJAA KANNATTELEVAT LAUDAT-BRÄDER SOM HALLER TROSSBOTTEN 	1	90x19	2600		
CHB2		COUNTERFLOOR HOLDING BOARDS-ROSSIPOHJAA KANNATTELEVAT LAUDAT-BRÄDER SOM HALLER TROSSBOTTEN 	11	90x19	2394		
FS1		SLEEPING FLOOR SUPPORTING SLAT-PARVIALATTIA TUKILISTA -LOFTGOLVLIST 	2	43x43	2952		
FS2		SLEEPING FLOOR SUPPORTING SLAT-PARVIALATTIA TUKILISTA -LOFTGOLVLIST 	2	43x43	2352		
P1		POST - PALKI - BJÄLKE	1	90x90	2090		
P2		POST - PALKI - BJÄLKE	2	70x90	900		
FR2		RAFTER - KATTOPARRU - TAKSPARRE	3	140x70	3291		
FR1		RAFTER - KATTOPARRU - TAKSPARRE	1	140x70	1847		
FR4			2	90x70	250		
FR5			2	90x70	95		
FR3		TIE BEAM	2	140x43	2700		
RB7		PURLINS - KATTO - ORRET - TAKASAR 577 2356 1927	2	68x190	4948		
RB1		PURLINS - KATTO - ORRET - TAKASAR 577 4327	4	68x190	4948		
RB5		PURLINS - KATTO - ORRET - TAKASAR 577 4327	2	68x190	4948		
RB3		PURLINS - KATTO - ORRET - TAKASAR 577 4327	1	68x190	4948		
RB2		PURLINS - KATTO - ORRET - TAKASAR 2321 577	4	68x190	2942		
RB6		PURLINS - KATTO - ORRET - TAKASAR 2321 577	4	68x190	2942		
House	P5460-44 Hannele-Marie		Material	File	P5460-44 Hannele-Marie.dwg	Sheet	19

Pos	P5460-44 Hannele-Marie		Pcs. St.	Profil(e) (mm)	L (mm)
RB4			1	68x190	2942
F1	FLOORBOARD - LATTIALAUTA - GOLVBRÄDE		17+1 22+1	114x19 88x19	5350
F2	FLOORBOARD - LATTIALAUTA - GOLVBRÄDE		21+1 28+1	114x19 88x19	4150
F3	FLOORBOARD - LATTIALAUTA - GOLVBRÄDE		21+1 28+1	114x19 88x19	2950
F4	FLOORBOARD - LATTIALAUTA - GOLVBRÄDE		21+1 28+1	114x19 88x19	2350
F5	FLOORBOARD - LATTIALAUTA - GOLVBRÄDE		21+1 28+1	114x19 88x19	1150
L1	LOFT BOARD - PARVIALATTIA - LOFTGOLV		10+1 13+1	114x19 88x19	3153
L2	LOFT BOARD - PARVIALATTIA - LOFTGOLV		37+1 48+1	114x19 88x19	2350
R1	ROOFBOARD - KATTOLAUTA - TAKBRÄDE		140+2 182+2	114x19 88x19	3880
FF1	SKIRTING SLAT - LATTIALISTA - GOLVLIST			19x35	65 m
GB1	GABLE BOARD - KAAPELILAUTA - VINDBRÄDE		4	19x120	4100
GB2	GABLE BOARD - KAAPELILAUTA - VINDBRÄDE		4	19x120	4020
GS1	BOARD MATCHING WITH GABLE BOARD-KAAPELILAUTA VASTAVA LAUTA-BRÄDE OVANPA VINDBRÄDE		4	19x70	4100
EB1	EAVE BOARD - RÄYSTÄSLAUTA - TAKFOTBRÄDE		4	19x90	3945
ES1	EAVE SLAT - RÄYSTÄSLISTA - TAKFOTLIST		4	30x40	3945
DB1	DECORATIVE - KORISTE - PRYDNADS		2	19x90	200
SJ1	SCREW JOINT-KIERRETANKO-GÄNGSTAPP		2	ØM10	3460
SJ2	SCREW JOINT-KIERRETANKO-GÄNGSTAPP		1	ØM10	2230
SJ3	SCREW JOINT-KIERRETANKO-GÄNGSTAPP		1	ØM10	2320
SJ4	SCREW JOINT-KIERRETANKO-GÄNGSTAPP		1	ØM10	4280
SJ5	SCREW JOINT-KIERRETANKO-GÄNGSTAPP		8	ØM10	2630
WF1	SIDEWALL SKIRTING SLAT-KATTOLISTA-PÄÄDYT -TAKLIST-GAVLAR		4	19x70	2352
WF2	SIDEWALL SKIRTING SLAT-KATTOLISTA-PÄÄDYT -TAKLIST-GAVLAR		2	19x70	1844
WF3	SIDEWALL SKIRTING SLAT-KATTOLISTA-PÄÄDYT -TAKLIST-GAVLAR		4	19x70	575
AB1	ASSEMBLING BOARD-ASENNUSLAUTA-MONTERINGSBRÄDE		10	15x30	30
House	P5460-44 Hannele-Marie	Material	File	P5460-44 Hannele-Marie.dwg	Sheet 20

Pos	P5460-44 Hannele-Marie	Pcs. St.	Profil(e) (mm)	L (mm)		
C	COVERING BOARD-PEITELAUTA-TÄCKBRÄDA	2	19x120	1430		
C	COVERING BOARD-PEITELAUTA-TÄCKBRÄDA	2	19x120	1130		
C	COVERING BOARD-PEITELAUTA-TÄCKBRÄDA	1	19x120	830		
S	SUPPORT BOARD-TUKILAUTA-STÖDBRÄDA	10	19x79	155		
						
PR1	POST REGULATOR	3				
						
RCM	ROOFBEAMS CONNECTING METAL-METALL FÖR SAMMANFOGNING AV TAKASAR-KATTO-ORRE YHTEENLITYSMETALLT	9	∅6	200		
						
WCM	WALLBEAMS CONNECTING METAL-METALLPLATTA FÖR SAMMANFOGNING AV VÄGGEN BALKAR-SEINÄPALKKEJA METALLISET YHTEENLIITYMISLAATAT	17	2x25	25		
						
FRCM	RAFTER CONNECTING METAL-METALLPLATTA FÖR SAMMANFOGNING AV TAKSPARRE-KATTOPARRU METALLISET YHTEENLIITYMISLAATAT	2	2x80	200		
						
SC1	STEEL CORNER-KULMARATA-VINKELÄRN FOR-VARTEN-FÖR	45	90x90	65		
	FB1-FB18					
						
SC2	STEEL CORNER-KULMARATA-VINKELÄRN FOR-VARTEN-FÖR	2	40x30	90		
	B1, B2					
						
	LADDER-TIKAPUUT-STEIGE	1	700	2537		
						
	HANDRAIL-KAIDE-LEDSTANG	1	40x70	2450		
						
B1	BOARD-LAUTA-BRÄDE	1	19x90	1100		
BB1	BALCONY BANISTER-PARVEKKEEN KAIDE-BALKONGRÄCKE	1	62x900	2309		
						
B2	BOARD-LAUTA-BRÄDE	1	19x90	660		
BB2	BALCONY BANISTER-PARVEKKEEN KAIDE-BALKONGRÄCKE	1	62x900	1890		
						
B3	BOARD-LAUTA-BRÄDE	1	19x90	800		
BB3	BALCONY BANISTER-PARVEKKEEN KAIDE-BALKONGRÄCKE	1	62x900	819		
						
House	P5460-44 Hannele-Marie	Material	File	P5460-44 Hannele-Marie.dwg	Sheet	21

Pos	P5460-44 Hannele-Marie		Pcs. St.	Profil(e) (mm)	L (mm)
B4	BOARD-LAUTA-BRÄDE		1	19x90	1106
BB4	BALCONY BANISTER-PARVEKKEEN KAIDE-BALKONGRÄCKE		1	62x900	1170
					
	HOLE COVER			2	
	WINDOW HANDLE-IKKUNA KAHVA-FÖNSTER HANDTAG			10	
	DOOR HANDLE-OVEN KAHVA-DÖRR HANDTAG			3	
	DOOR LOCK+KEYS-OVENLUKKO+AVAIN-DÖRRLAS+NYCKLAR			3	
	WINDOW CROSSES-IKKUNALISTAT-FÖNSTERLIST			6	
	WINDOW CROSSES-IKKUNALISTAT-FÖNSTERLIST			2	
	WINDOW WATER SILL			3	
	WINDOW WATER SILL			2	
	WINDOW WATER SILL			2	
	SCREWS-RUUVIT-SKRUVAR FOR-VARTEN-FÖR	SC2		2	ø6 50
	WASHER-ALUSLAATTA-BRICKA FOR-VARTEN-FÖR	SC2		2	ø6
	NAILS-NAULAT-SPIKAR FOR-VARTEN-FÖR	FF1		170	ø2.0 40
	NAILS-NAULAT-SPIKAR FOR-VARTEN-FÖR	F1, F2, F3, F4, F5, L1, L2, R1 CHB1, CHB2, CHB3		2350	ø2.5 60
	SCREWS-RUUVIT-SKRUVAR FOR-VARTEN-FÖR	SC1, SC2, WCM, FRCM		750	ø3.5 35
	SCREWS-RUUVIT-SKRUVAR FOR-VARTEN-FÖR	GB1, GB2, GS1, EB1, ES1, DB1 B1, B2, B3, B4, C, WF1, WF2, WF3		230	ø4.5 50
	SCREWS-RUUVIT-SKRUVAR FOR-VARTEN-FÖR	B1, B2, B3, B4, P2, S		30	ø4.5 70
	SCREWS-RUUVIT-SKRUVAR FOR-VARTEN-FÖR	019, 023, 031, 037, 042, 043 FS1, FS2, BB1, BB2, BB3, BB4		80	ø4.5 90
	SCREWS-RUUVIT-SKRUVAR FOR-VARTEN-FÖR	FR1, FR2, FR3, FR4, FR5		70	ø6.0 100
	SCREWS-RUUVIT-SKRUVAR FOR-VARTEN-FÖR	FB1 - FB18		40	ø5.0 120
	SCREWS-RUUVIT-SKRUVAR FOR-VARTEN-FÖR	RB1, RB2, RB3, RB4, RB5, RB6, RB7 LB1, SP1, SP2, BB1, BB2, BB3, BB4		60	ø6.0 160
House	P5460-44 Hannele-Marie	Material	File	P5460-44 Hannele-Marie.dwg	Sheet 22

Pos	P5460-44 Hannele-Marie	Pcs. St.	Profil(e) (mm)	L (mm)
DOOR-OVI-DÖRR (right-oikea-höger) ORT_ST 	P	1	905	1990
DOOR-OVI-DÖRR (1x right-oikea-höger; 1x left-jäljellä-vänster) AST 	V	2	800	1990
WINDOW-IKKUNAN-FÖNSTER ORT_ST 		3	1190	1230
WINDOW-IKKUNAN-FÖNSTER (1x right-oikea-höger; 1x left-jäljellä-vänster) P+V ORT_ST 		1+1	890	990
WINDOW-IKKUNAN-FÖNSTER (right-oikea-höger) ORT_ST 	P	2	590	590
House P5460-44 Hannele-Marie	Material	File P5460-44 Hannele-Marie.dwg	Sheet 23	

#001	D	5624	1	#043	3	2288	1
#002	A	5624	1	#044	C	2190	15
#003		5624	1	#045	A	2016	1
#004	D	5624	2	#046	D	2016	1
#005	D	5624	9	#047	D	2016	1
#006	D	5624	1	#048	A	2016	1
#007	C	5624	1	#049	D	1918	2
#008	B	5624	1	#050	D	1800	7
#009	A	5624	9	#051	D	1716	2
#010	A	5624	1	#052	D	1613	1
#011	A	5242	1	#053	A	1613	1
#012	D	5242	1	#054	A	1612	9
#013	4	5004	9	#055	B	1424	1
#014	1,4	4891	2	#056	B	1424	3
#015	1,4	4641	2	#057	1	1389	4
#016	A	4436	1	#058	D	1313	2
#017	A	4436	1	#059	D	1313	2
#018	D	4436	1	#060	B	1233	1
#019	4	4404	1	#061	D	1162	7
#020	1,4	4404	7	#062	1	1012	4
#021	4	4404	1	#063	A	900	9
#022	1,4	4404	2	#064	D	862	7
#023	3	4404	1	#065	B	830	1
#024	1	4404	1	#066	B	830	1
#025	3	4404	1	#067	D	807	1
#026	A	4033	1	#068	A	807	1
#027	A	3226	1	#069	D	807	1
#028	A	3226	1	#070	A	807	1
#029	C	3224	1	#071	4	712	9
#030	1	3001	24	#072	A	712	9
#031	1	3001	2	#073	B	628	1
#032	1,4	2999	2	#074	B	307	1
#033	A	2823	1	#075	B	307	29
#034	D	2823	1	#076	B	225	1
#035	1,4	2749	2	#077	B	225	1
#036	2,3	2624	39	#078	B,C	224	3
#037	2,3	2624	2	#079	3	224	1
#038	2	2624	1	#080	3,B,C	224	81
#039	3	2512	1	#081	3	224	1
#040	1,4	2512	9	#082	C	224	1
#041	1,4	2512	2	#083	A,D	172	4
#042	4	2512	1	#084	A,B,D	142	18