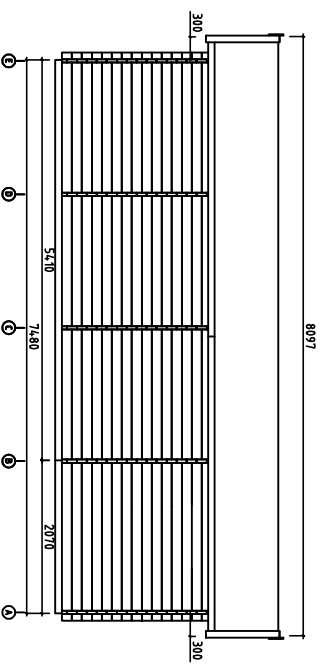
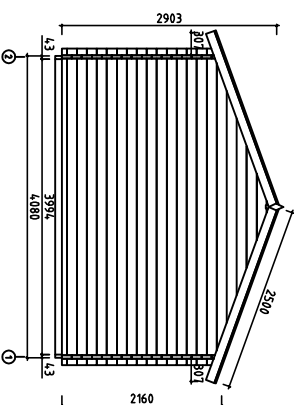
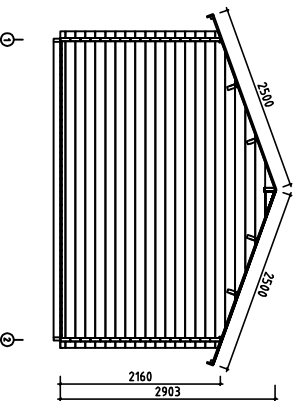
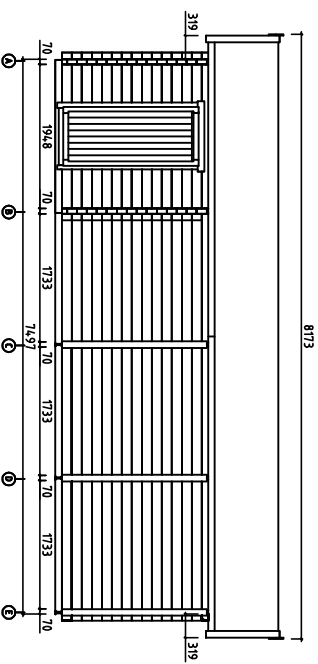
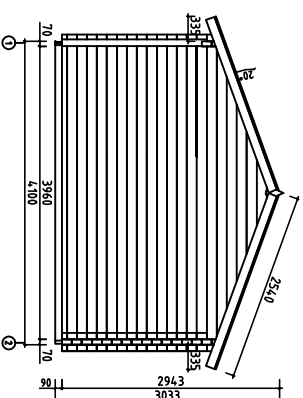
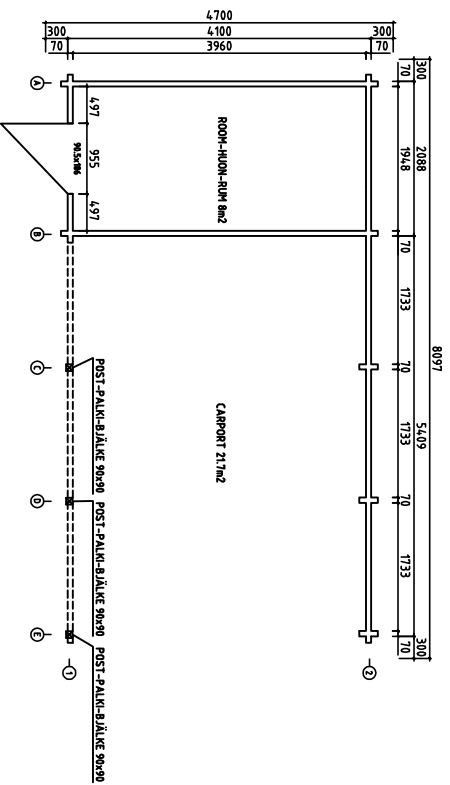


Date rev. Description

House	C4.175-70 Mårten	Sheet	1
Drawing	3D	Scale	
Material	70x135	Date	05.01.2016
Drawer	K.K.	File	C4.175-70 Mårten 3D.dwg

Plan-pohjapiirustus-grundplan+ Views-kuvat-sedd



Roof Pmax=300kg/m2
V 1.0


Date rev. Description


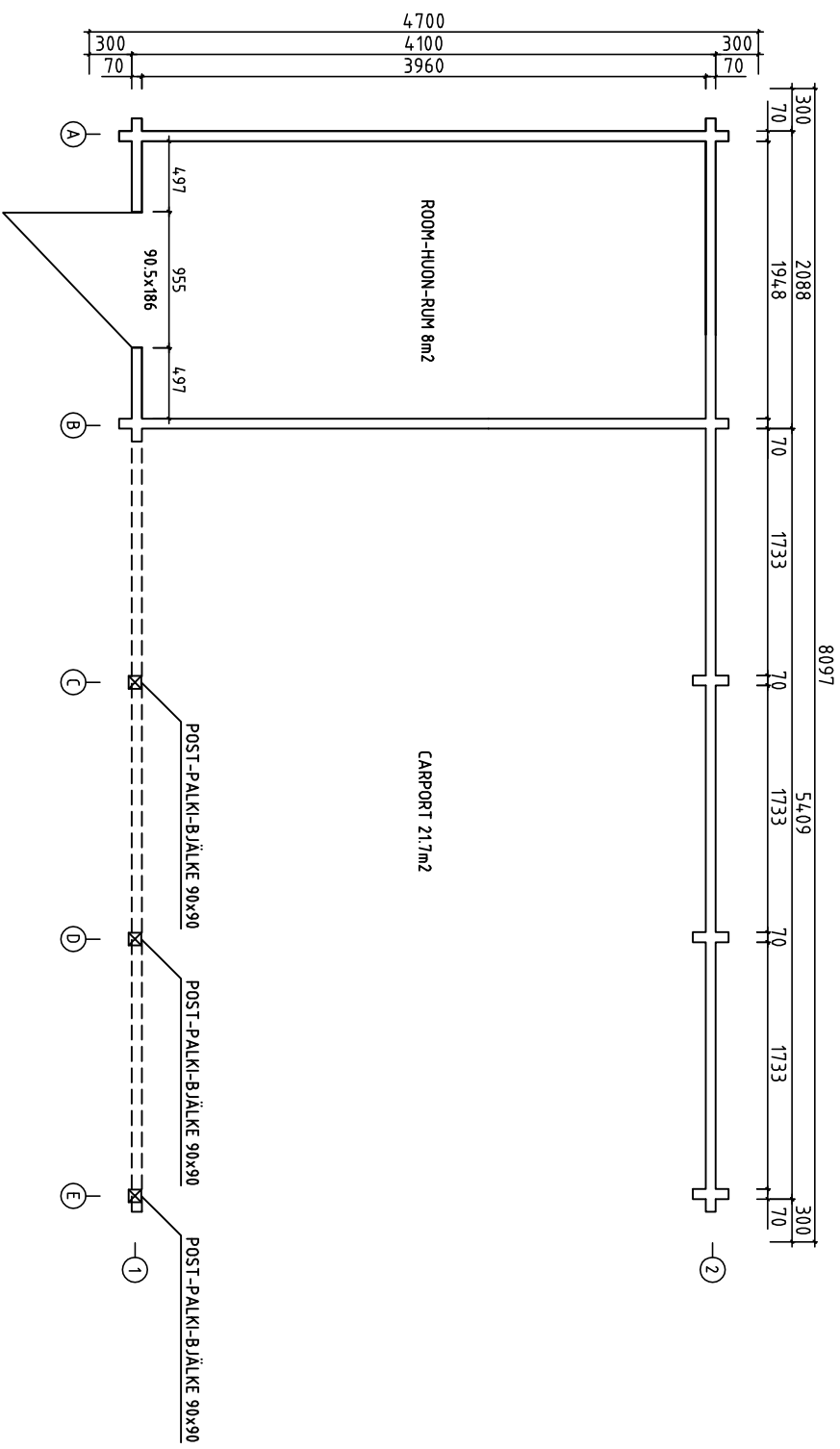
House C4.175-70 Märten Sheet 2

Drawing Scale 1:100

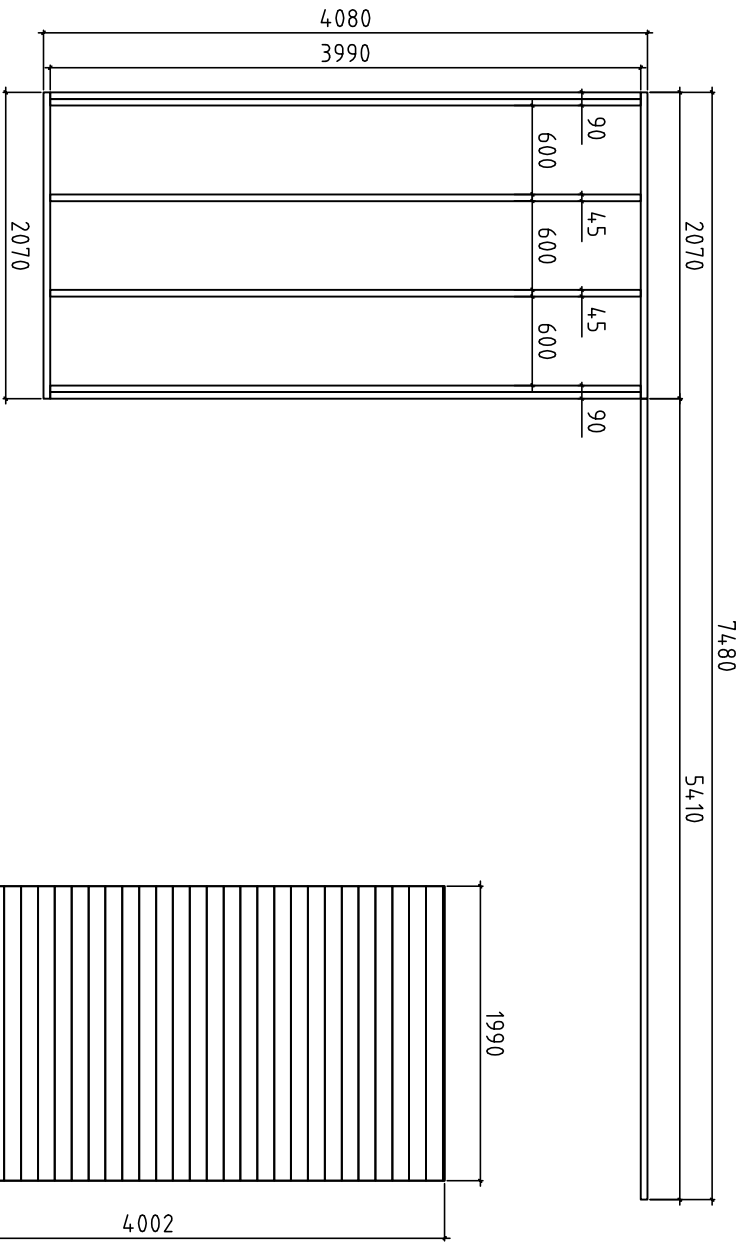
Material 70x135 Date 06.01.2016

Drawer K.K. File C4.175-70 Märten Views.dwg






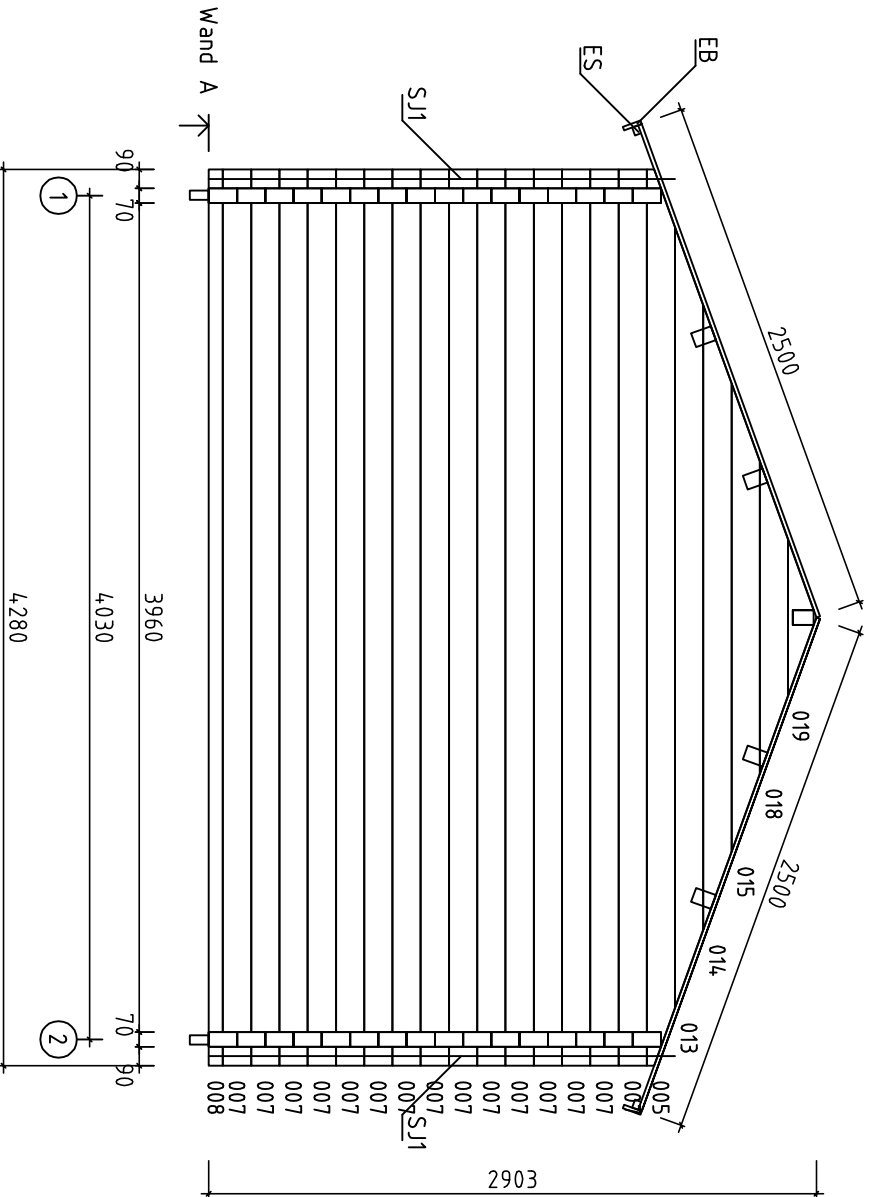
Date		rev.		Description	
House	C4.175-70 Mårten	Sheet	3		
Drawing	Plan	Scale	1:35		
Material	70x135	Date	05.01.2016		
Drawer	K.K.	File	C4.175-70 Mårten Plandwg		




Date rev. Description



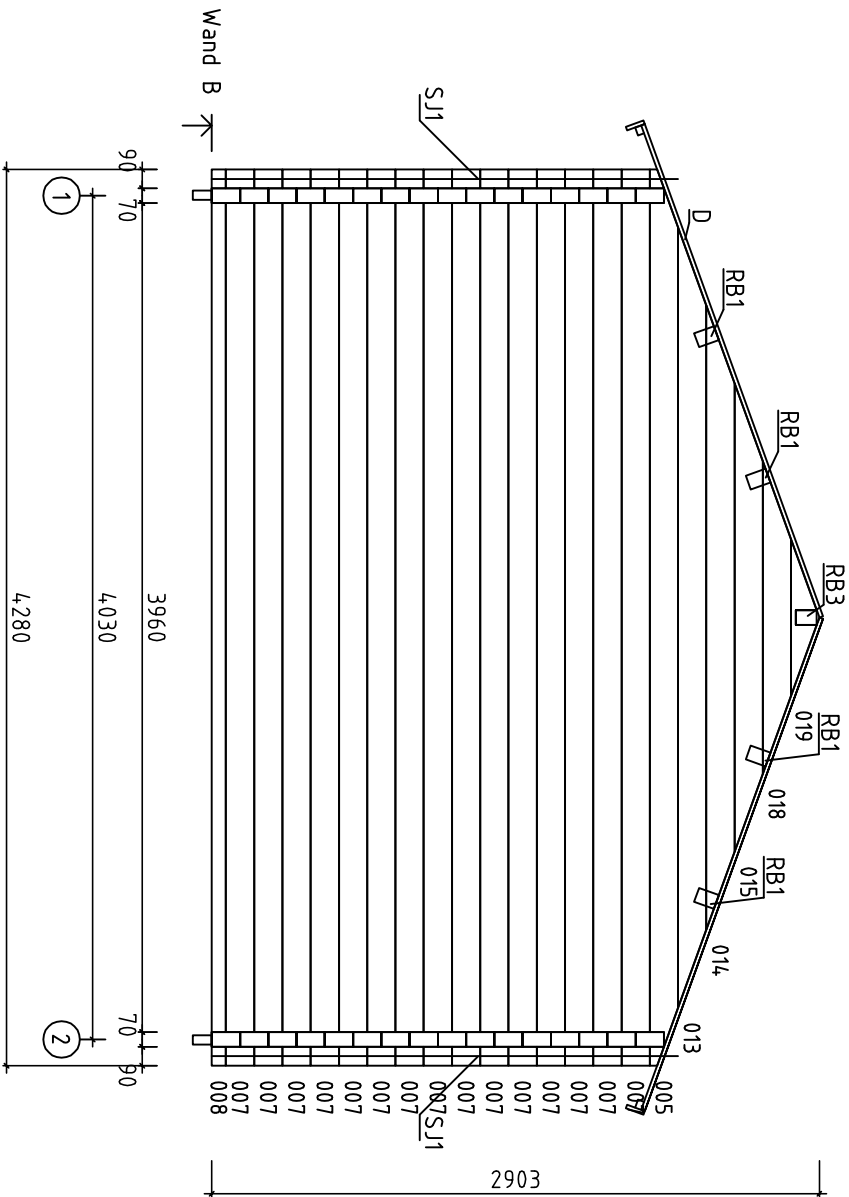
House	C4175-70 Mårten	Sheet	4
Drawing	Floorbeams-Lattisplankit-Golvbjälkar	Scale	1:35
Material	4,5x90	Date	05.01.2016
Drawer	K.K.	File	C4175-70 Mårten.dwg




Date rev. Description



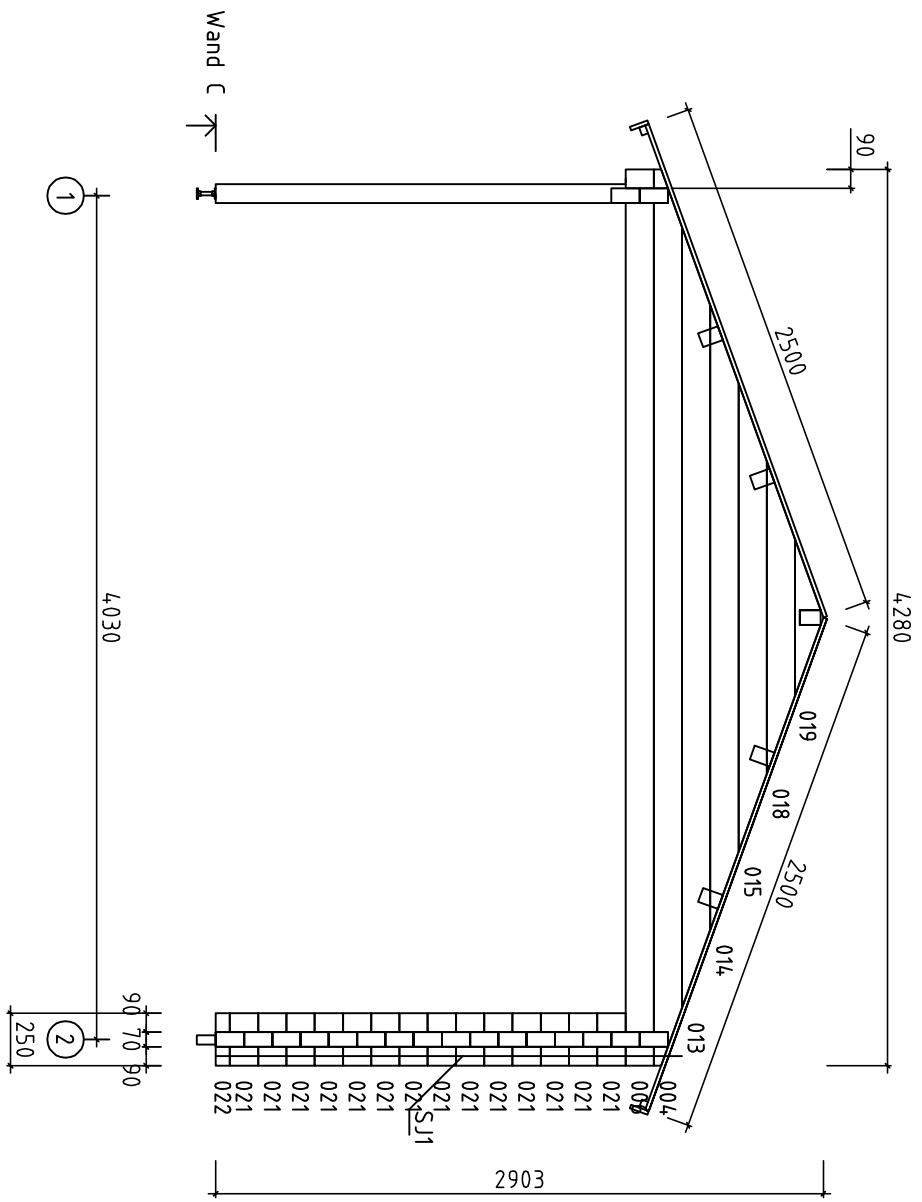
House	C4175-70 Mårten	Sheet	5
Drawing	Plan	Scale	1:35
Material	70x135	Date	05.01.2016
Drawer	K.K.	File	C4175-70 Mårten.dwg




Date rev. Description



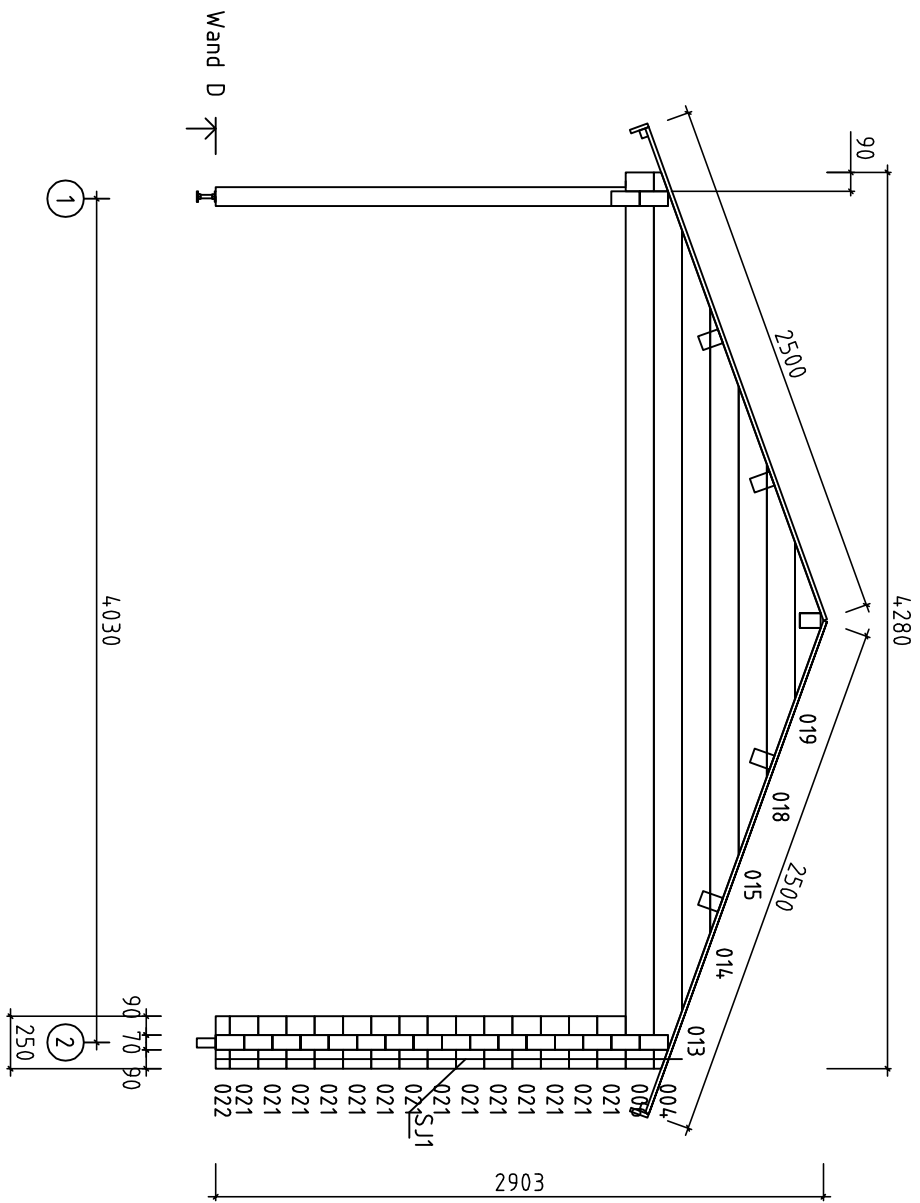
House	C4175-70 Mårten	Sheet	6
Drawing	Plan	Scale	1:35
Material	70x135	Date	05.01.2016
Drawer	K.K.	File	C4175-70 Mårten.dwg




Date rev. Description



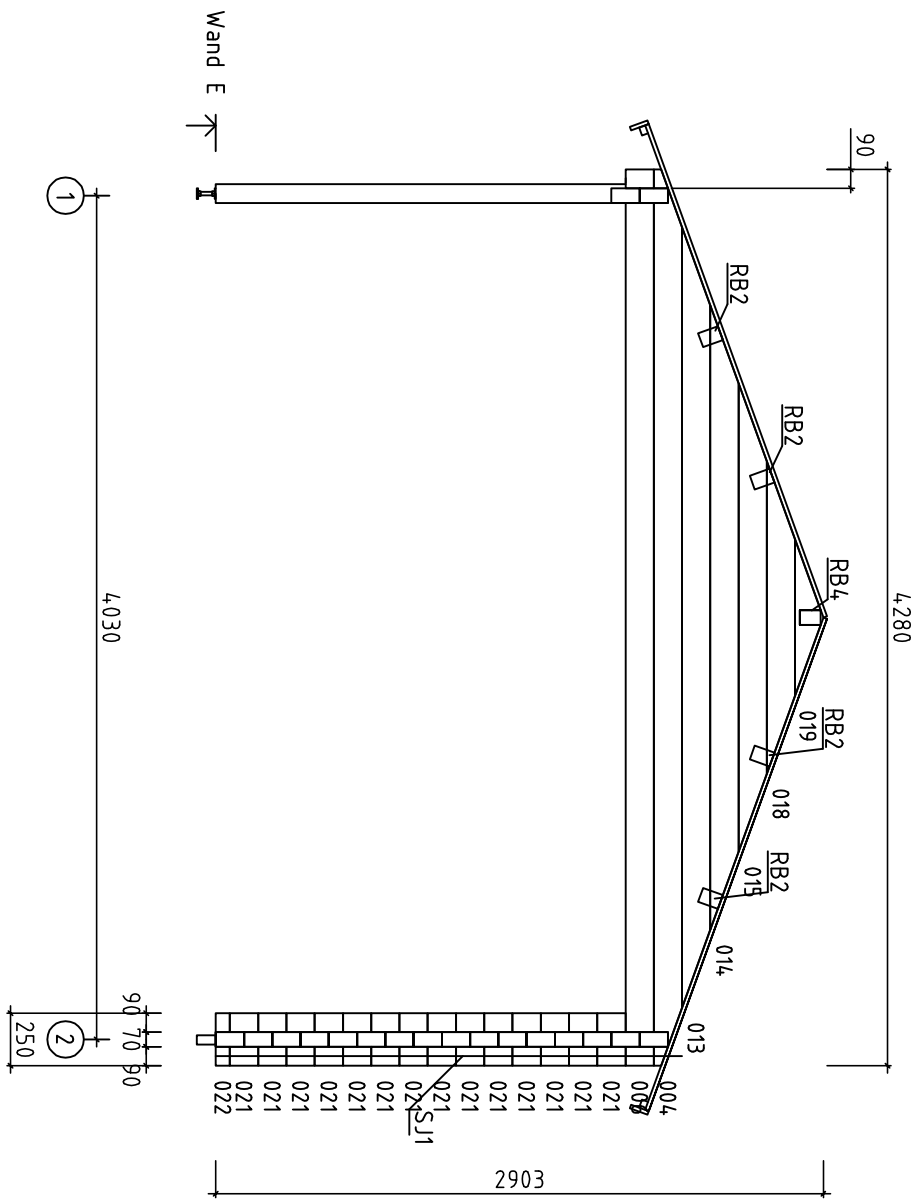
House	C4175-70 Mårten	Sheet	7
Drawing	Plan	Scale	1:35
Material	70x135	Date	05.01.2016
Drawer	K.K.	File	C4175-70 Mårten.dwg



Date rev. Description




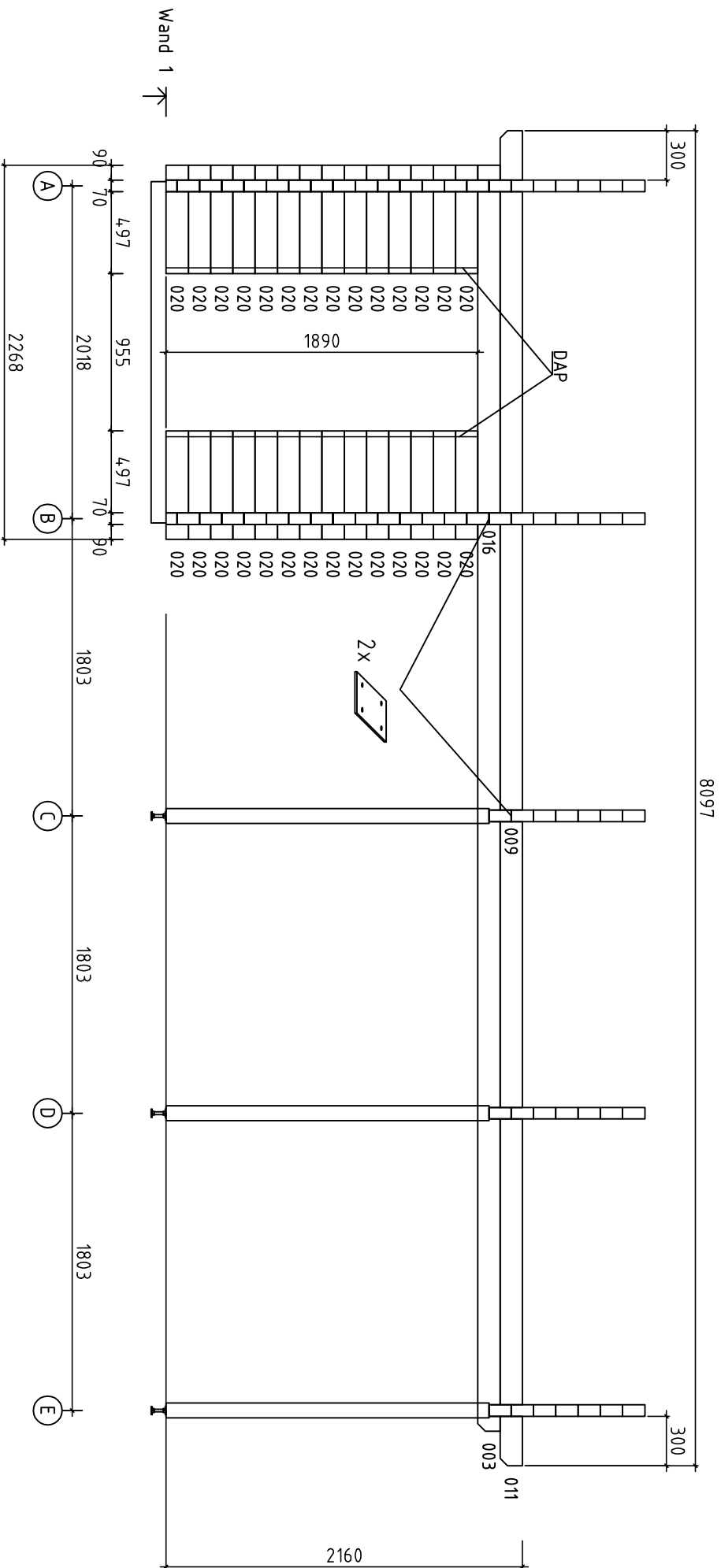
House	C4175-70 Mårten	Sheet	8
Drawing	Plan	Scale	1:35
Material	70x135	Date	05.01.2016
Drawer	K.K.	File	C4175-70 Mårten.dwg




Date rev. Description

House	C4175-70 Mårten	Sheet	9
Drawing	Plan	Scale	1:35
Material	70x135	Date	05.01.2016
Drawer	K.K.	File	C4175-70 Mårten.dwg



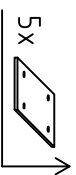
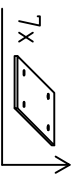
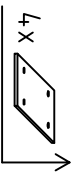
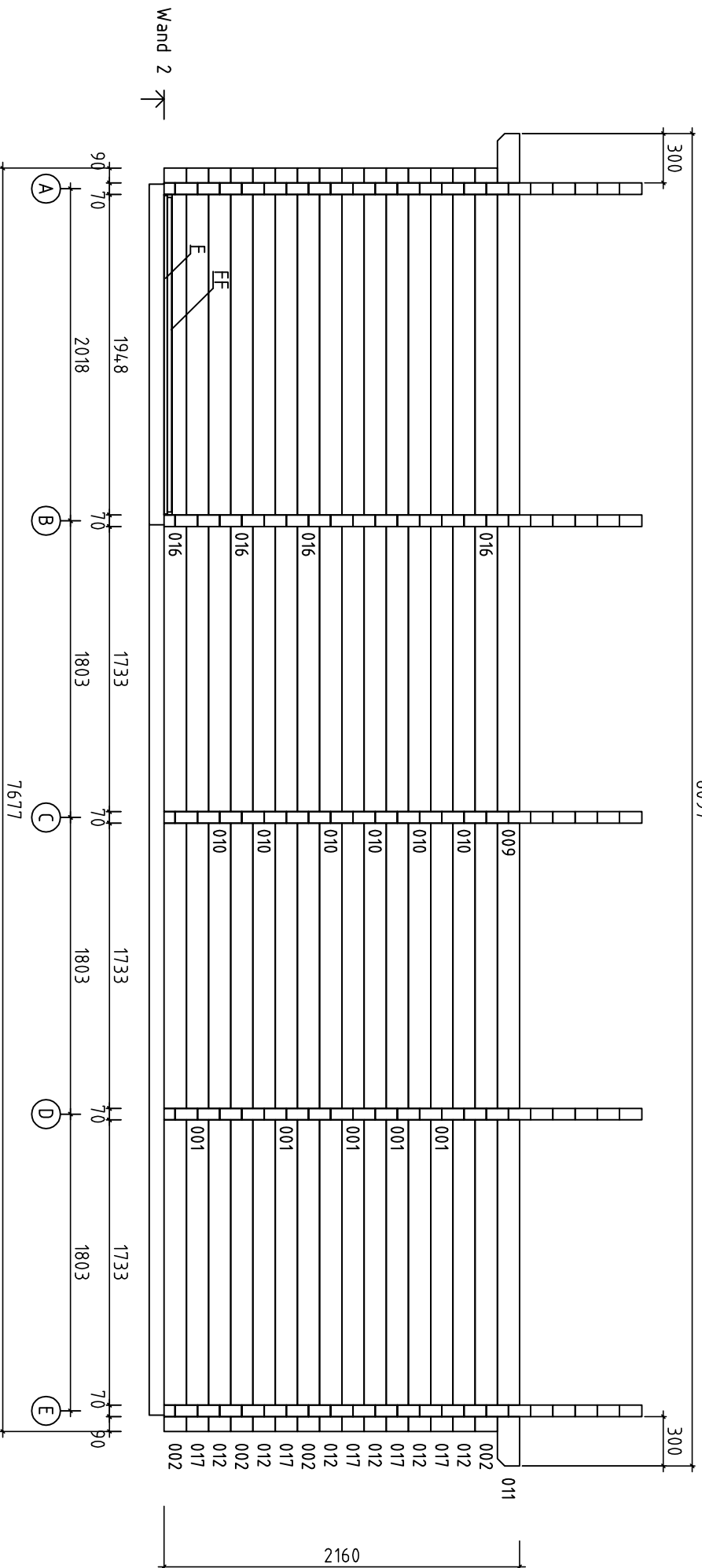


Date rev. Description




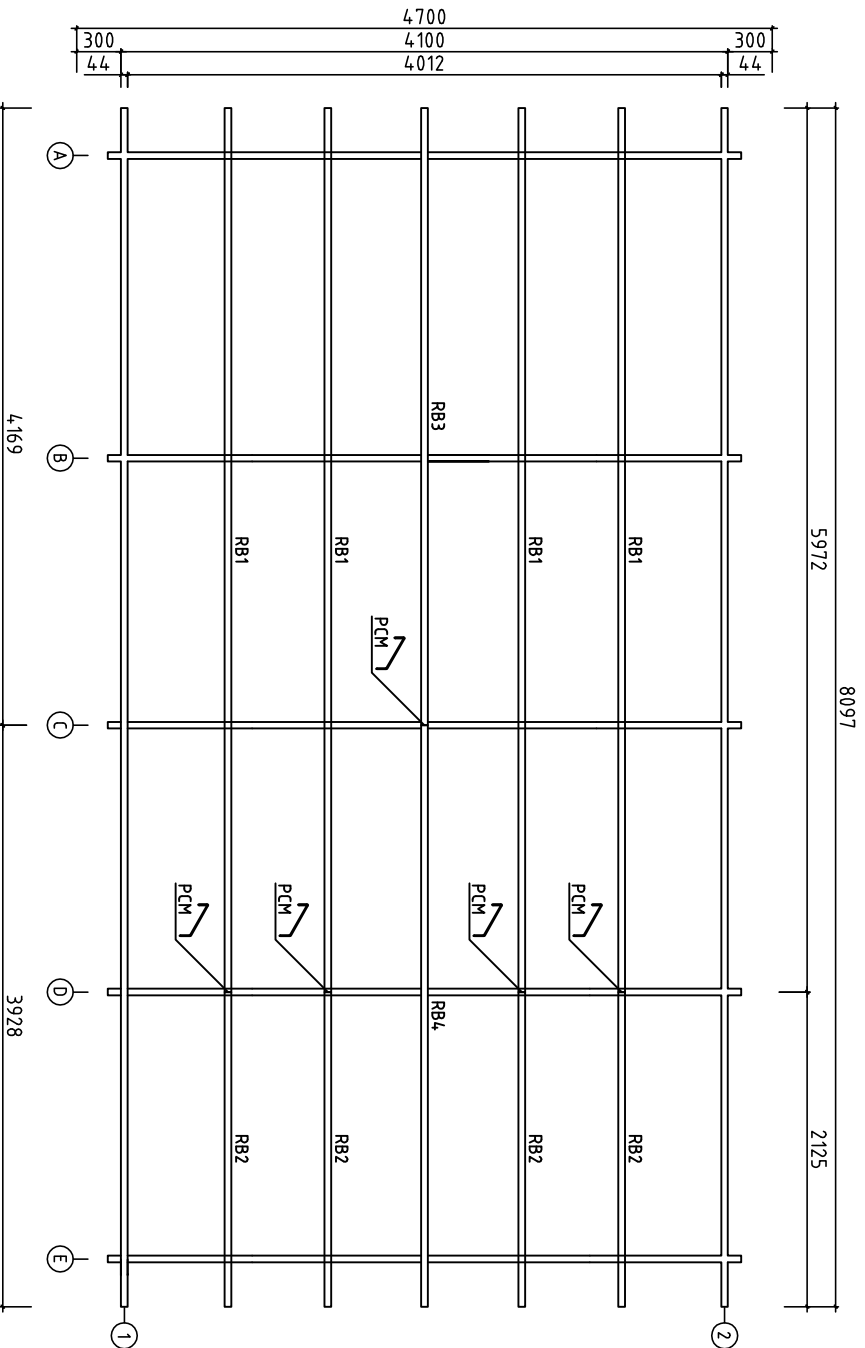
House	C4175-70 Mårten	Sheet	3
Drawing	Plan	Scale	1:35
Material	4,4x135	Date	05.01.2016
Drawer	K.K.	File	C4175-70 Mårten.dwg

8097




Date rev. Description

 Polhus			
House	C4175-70 Mårten	Sheet	11
Drawing	Plan	Scale	1:35
Material	70x135	Date	05.01.2016
Drawer	K.K.	File	C4175-70 Mårten.dwg


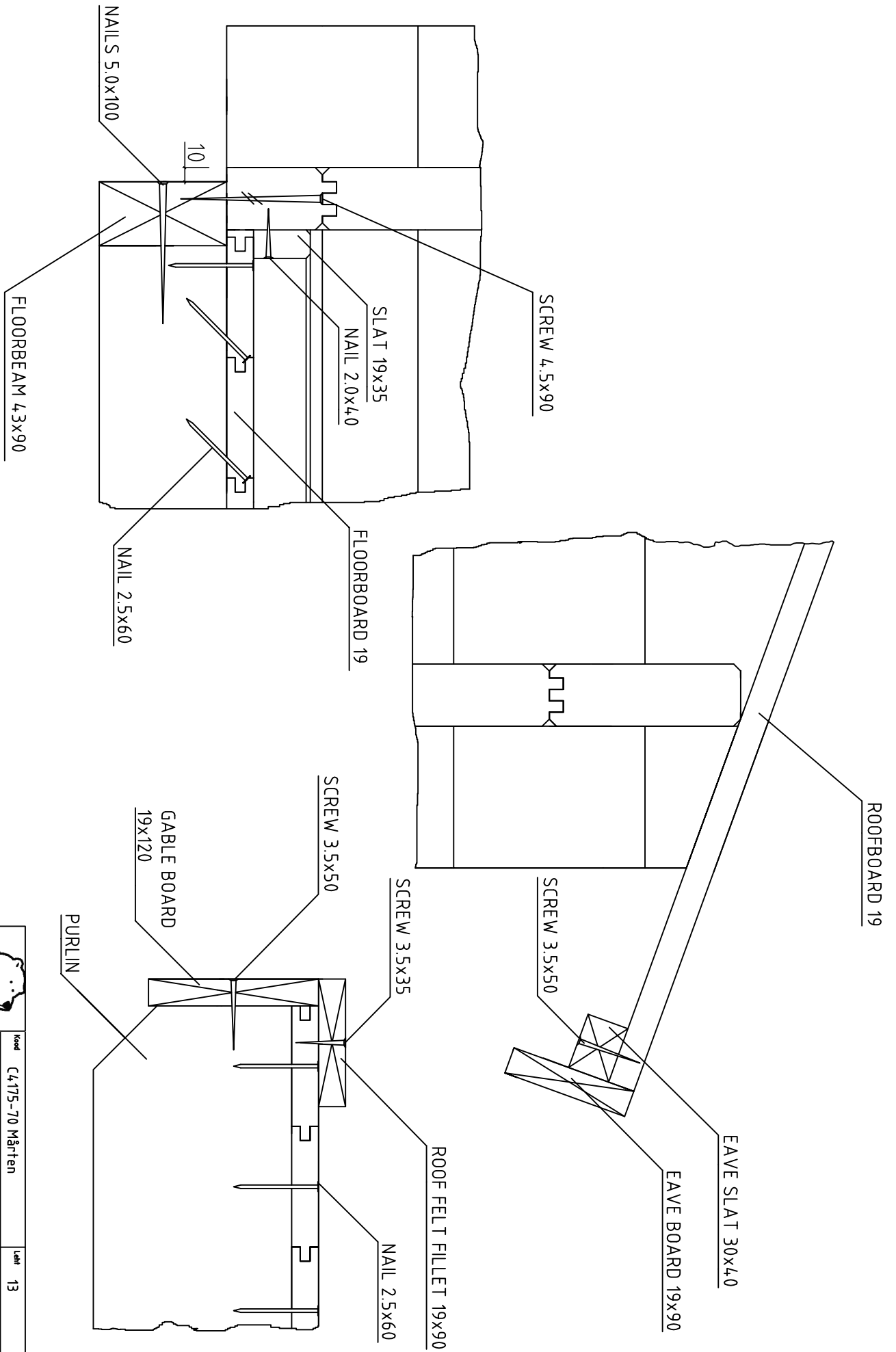


PURLINS CONNECTING METAL - KATTO-ORRET YHDISTAMISRAUTA - TÄKASAR SAMMANSLAGNINGMETAL

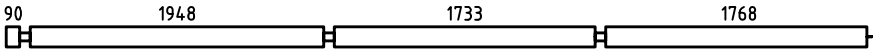
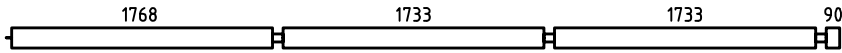
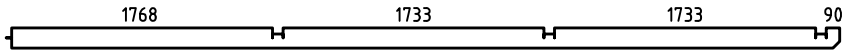
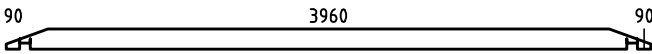
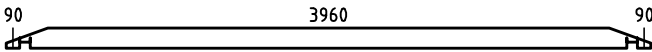
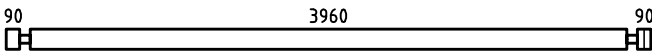
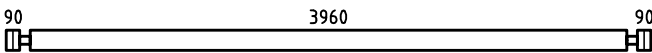
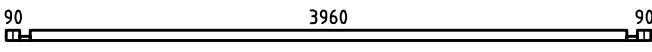







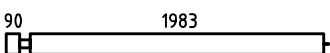
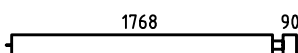

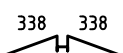
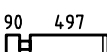



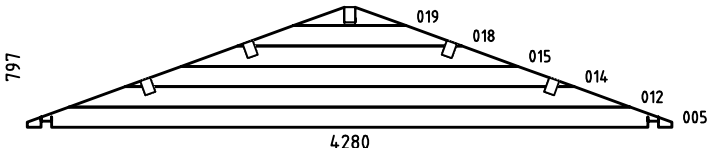
Date rev. Description



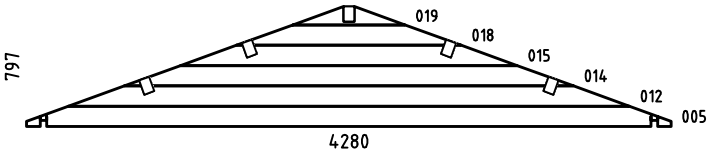
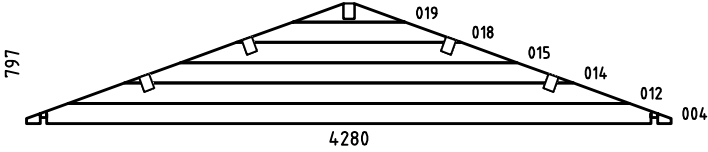
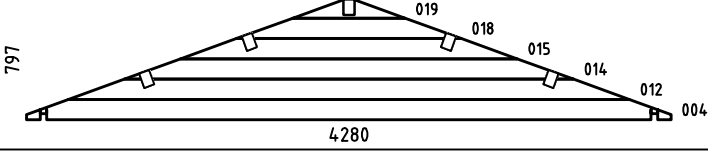
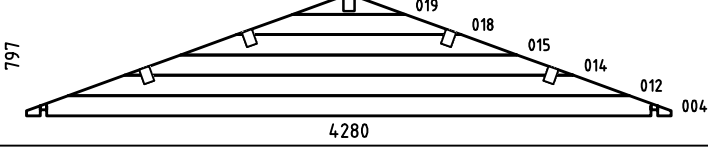






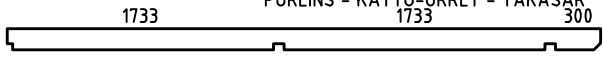










House	C4175-70 Märten	Sheet	12
Drawing	Purlins connecting	Scale	1:35
Material	70x140	Date	05.01.2016
Drawer	K.K.	File	C4175-70 Märten Purlins connecting.dwg



Kood	C4.175-70 Märten	Leht	13
Joont	Sections	Moostava	1:25
Material		Kaup.	06.01.2016
Joonestas	K.K.	File	C4.175-70 Märten Sections.dwg

Pos	C4175-70 Mårten	Pcs. Kpl. St.	Profile (mm)	L (mm)
001		5	70x135	5749
002		4	70x135	5534
003		1	70x135	5534
004		3	70x135	4280
005		2	70x135	4280
006		3	70x135	4280
007		30	70x135	4280
008		2	70x68	4280
009		2	70x135	4156
010		6	70x135	3946
011		2	70x135	3941
012		5	70x135	3727
013		6	70x135	3731
014		5	70x135	2982
015		5	70x135	2236
016		5	70x135	2143
017		5	70x135	1928
018		5	70x135	1491
019		5	70x122	745
020		28	70x135	656
021		42	70x135	250
022		3	70x68	250
AB	BOARD FOR ASSEMBLING-ASENNUSLAUTA-SLAGBRÄDE 	2	70x135	300
WA-1		1	70x797	4280



Pos	C4175-70 Mårten	Pcs. Kpl. St.	Profile (mm)	L (mm)
WB-1		1	70x797	4280
WC-1		1	70x797	4280
WD-1		1	70x797	4280
WE-1		1	70x797	4280
SB	SPARE BEAM - VARALLAPALKI - EXTRA PROFILE 	1	70x135	5750
FB3	FLOORBEAMS - LATTIAPALKIT - GOLVBJÄLKAR 	1	45x90	5410
FB1	FLOORBEAMS - LATTIAPALKIT - GOLVBJÄLKAR 	6	45x90	3994
FB2	FLOORBEAMS - LATTIAPALKIT - GOLVBJÄLKAR 	2	45x90	2070
RB1	PURLINS - KATTO-ORRET - TAKASAR 	4	70x140	5959
RB3	PURLINS - KATTO-ORRET - TAKASAR 	1	70x140	4156
RB4	PURLINS - KATTO-ORRET - TAKASAR 	1	70x140	3941
RB2	PURLINS - KATTO-ORRET - TAKASAR 	4	70x140	2138
F	FLOORBOARD - LATTIALAUTA - GOLVBRÄDE  88mm or-tai-eller 114mm	46 36	19x88 19x114	1940
R	ROOFBOARD - KATTOLAUTA - TAKBRÄDE  88mm or-tai-eller 114mm	186+1 144+1	19x88 19x114	2500
FF	FLOOR FILLET - LATTIALISTA - GOLVLIST 		19x35	12.0m
GB	GABLE BOARD - KAAPELILAUTA - GAVELBRÄDA 	4	19x120	2530
RFF	ROOF FELT FILLET - KATON PÄÄTYLAUTA - BRÄDE OVANPÅ GAVELBRÄDE 	4	19x90	2540
EB	EAVE BOARD - RÄYSTÄSLAUTA - TAKFOTSBRÄDE 	4	19x90	4049
ES	EAVE SLAT - RÄYSTÄSLISTA - TAKFOTSLIST 	4	30x40	4049
D	DECORATIVE - KORISTE - PRYDNADS 	2	19x90	200
P	POST - PALKI - BJÄLKE 	3	90x90	1960







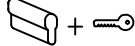









Polhus

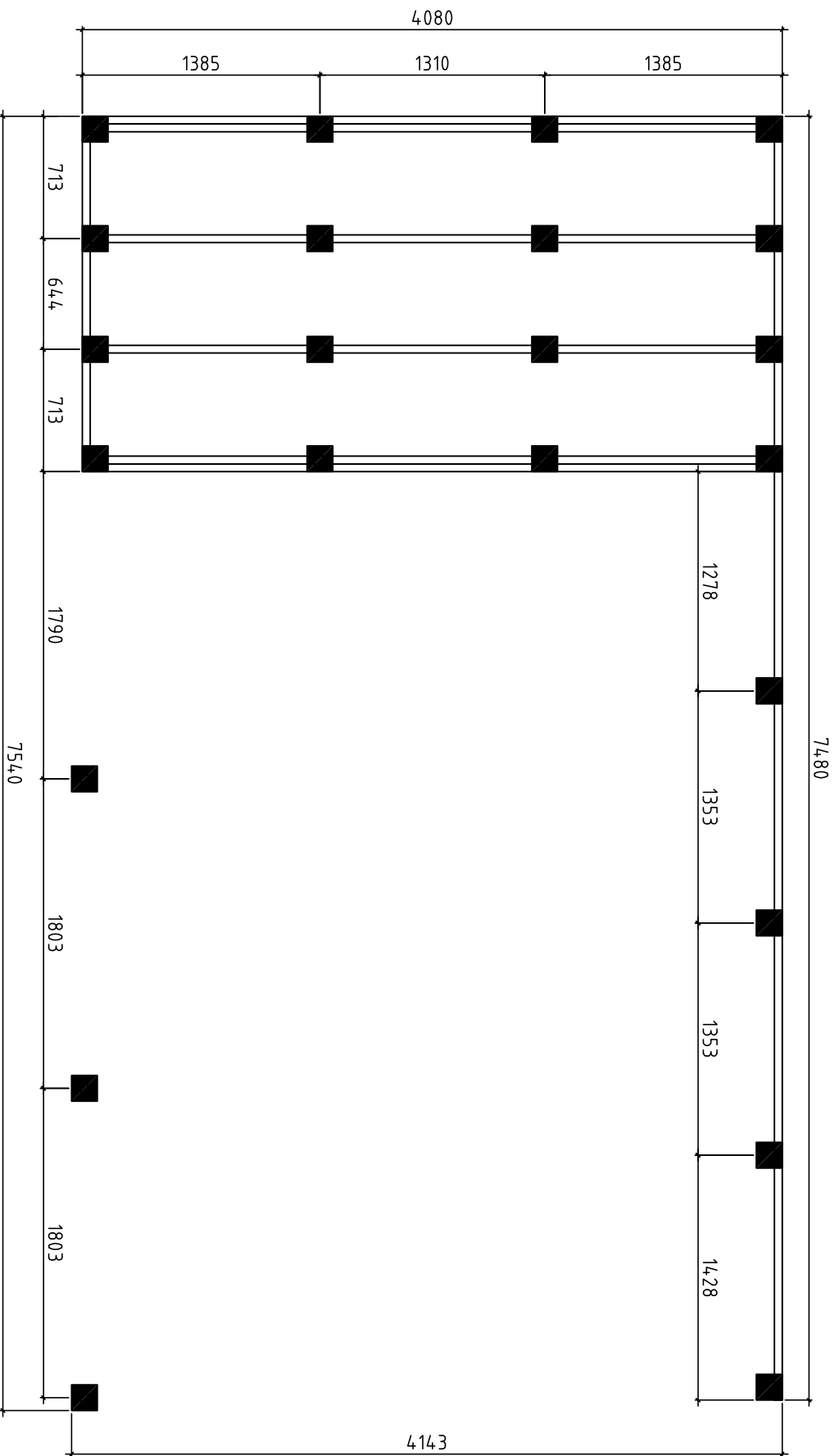
Kood C4175-70 Mårten

Materjal

File C4175-70 Mårten.dwg

Leht 15

Pos	C4175-70 Märten		Pcs. Kpl. St.	Profile (mm)	L (mm)
PR	POST REGULATING BOLT - PALKI SÄÄTÖPULTTI - JUSTERINGSBULT FÖR BJÄLKE		3		
PCM	PURLINS CONNECTING METAL - KATTO-ORRET YHDISTAMISRAUTA - TÄKASAR SAMMANSLAGNINGMETAL		5	ø6	200
WCM	WALLBEAMS CONNECTING METAL - SEINÄPALKKI YHDISTAMISMETALLI - VÄGGBJÄLKAR SAMMANSLAGNINGMETAL		18	25	30
	DOOR HANDLE - OVEN KAHVA - DÖRR HANDTAG		1		
	DOOR LOCK+KEYS - OVENLUKKO+AVAIN - DÖRRLÅS+NYCKLAR		1+1		
	NAILS - NAULAT - SPIKAR  FLOORBOARD - LATTIALAUTA - GOLVBRÄDE ROOFBOARD - KATTOLAUTAT - TAKBRÄDE		760	2.5	60
	NAILS - NAULAT - SPIKAR  SKIRTING SLAT - LATTIALISTA - GOLVLIST		30	2.0	40
	NAILS - NAULAT - SPIKAR  FLOORBEAMS - LATTIAPALKIT - GOLVBJÄLKAR		24	5.0	100
	SCREWS - RUUVIT - SKRUVAR  EAVE BOARD - RÄYSTÄSLAUTA - TAKFOTSBRÄDE EAVE SLAT - RÄYSTÄSLISTA - TAKFOTSLISTA GABLE BOARD - KAAPELILAUTA - VINDBRÄDE BORDER BOARDS - REUNALAUTA - FODERBRÄDE		170	4.5	50
	SCREWS - RUUVIT - SKRUVAR  ROOF FELT FILLET - KATON PÄÄTYLAUTA - TAKBRÄDE FÖR VINDBRÄDE WALLBEAMS CONNECTING METAL - SEINÄPALKKI YHDISTAMISMETALLI - VÄGGBJÄLKAR SAMMANSLAGNINGMETAL		90	4.5	35
	SCREWS - RUUVIT - SKRUVAR  FIXING HALF BEAMS - VAHVISTETTAVA PUOLIKKAAT PALKIT FÖR ATT FASTA HALVA VÄGGPROFILER		25	4.5	90
SJ1	SCREW JOINT - KIERRETANKO-MYRSKYVARMISTUS GÄNGSTAPP-STORMSÄKRING 		7	øM10	2160
DAP	DOOR ASSEMBLING PROFILE - OVEN ASENUSPROFIILI - DÖRR MONTERINGSPROFIL 		2	70x44	1890
	DOOR - OVI - DÖRR 905x1860 1 set - kpl - st (Left hand-vasen käsi-vänster hand)				
	AST	V.P.	1	905	1860




Detta är ett förslag för hur man kan placera piltarna (100-200 mm i diameter) för golvbjälklaget. Golvbjälklarna är med i byggsatsen, men inte piltarna. Använder man exempelvis 500-600mm långa murblock så kan man halvera antalet punkter. Lägg fuktskyddande papp mellan betong och trä

Tämä on ehdotus siitä, miten (100-200 mm läpimittaiset) jalat voidaan sijoittaa alapohjaa varten. Lattiapalkit ovat rakennussarjassa, mutta jalat eivät ole. Kun käytetään esimerkiksi 500-600 mm pitkiä harkkoja, voidaan pisteiden määrä puoltaa. Aseta betoniin ja puun väliin kosteudelta suojaava pihvi!

A proposal for placing pilthts (100-200 mm in diameter) for floor beams. Floor beams are provided in the kit but pilthts are not included. For example, by using 500-600 mm long masonry units, one can reduce the number of points 50%. Place cardboard between the concrete and wood to protect from moisture

Date rev. Description



House	C4175-70 Mårten	Sheet	17
Drawing	Plan	Scale	1:35
Material		Date	05.01.2016
Drawer	K.K.	File	C4175-70 Mårten.dwg